

HONDA
The Power of Dreams

NC750D
INTEGRA





THE POWER TO BE DIFFERENT

If you like the sound and feel of a motorcycle but prefer the look, comfort, style and all round weather protection of a large scooter, welcome to the Integra. Part of the NC750 series, this machine merges the finer qualities of motorcycle and scooter into one. It's the perfect blend.

Leaner and sharper looking than previous models, the new 2016 Integra exudes individuality.

A strong parallel twin cylinder engine provides smooth power and delivers it in a controllable and manageable way. Giving you power that will propel you through town traffic with ease, or take you touring effortlessly on the open road.

The comfortable riding position makes filtering through town traffic easy and with Honda's Dual Clutch Transmission (DCT), which has two automatic modes – Drive and Sport – you simply twist and go; just like a scooter. For a more exciting ride Sport mode now has three different settings to choose from.

Changing to Manual couldn't be easier; gears shift with switches on the left handlebar.

The new Showa Dual Bending Valve (SDBV) front forks with improved damping up and down, combined with standard ABS brakes, provide controlled handling and sure, safe stopping. The rear shock's preload adjustment allows you to easily modify to suit your weight, passenger weight and luggage.

The front cowl features a bright new LED headlight and provides good weather protection.

Another new feature is the secure and convenient 'Wave' ignition key – just click and go. Start up the Euro 4 compliant engine and you'll notice its deep, steady beat – pure motorcycle. Fill up the tank and the Integra will take you up to 250 miles* before you need make another fuel stop – pure tourer.

The Integra has everything for the rider who wants to ride a different way, a better way. At Honda we challenge everything by doing things differently. The Integra is the product of this approach and that's what makes it such an individual machine - perfect for riders who want something different.

*Fuel consumption: 80.3 mpg (WMTC Mode)


DETAILS

LCD METER DISPLAY

Speed is displayed digitally on the larger LCD meter, while RPM is shown as a colour change on a tachometer bar graph; along with pinpoint readings for fuel consumption, gear positions, directional indicators and high-low beam indicator.

SHARPER DESIGN

The LED rear light has an integrated smoked lens and the cleverly designed passenger hand grips blend nicely with the sleek lines of the Integra's tail section. A stylish, new, lightweight, pentagon shaped muffler provides a satisfying exhaust note and a finely designed protector adds the final touch.



NEW SUSPENSION

New for the 2016 Integra, and its adventure stablemate, the NC750X, are the Showa Dual Bending Valve (SDBV) front forks that help prevent the front end from diving under heavy braking. These are the first machines to feature this improved, progressive and compliant suspension damping system; which makes the Integra ideal for commuting and touring.

NEW COLOURS

Comfort and style go together. The Integra's new colours show off its sporty side with stripe detailing on an all new super metallic paint finish. The lightweight wheels, with colour coded accents, complement the Integra's new lighter, sportier look.

SPECIFICATION

NC750D INTEGRA

Engine Type: Liquid-cooled 4-stroke 8-valve, SOHC parallel 2-cylinder	Fuel Capacity: 14.1 litres
Engine Displacement: 745 cm ³	Length x Width x Height: 2,215 x 810 x 1,440 mm
Compression Ratio: 10.7 : 1	Wheelbase: 1,525 mm
Max. Power Output: 40.3 kW / 6,250 rpm (95/1/EC)	Seat Height: 790 mm
Max. Torque: 68.0 Nm / 4,750 rpm (95/1/EC)	Ground Clearance: 135 mm
Fuel Consumption*: 80.8 mpg	ABS System Type: 2-Channel ABS
Oil Capacity: 4.1 litres	Front Wheels: Multi-spoke cast aluminium
Ignition: Computer-controlled digital transistorised with electronic advance	Rear Wheels: Multi-spoke cast aluminium
Starter: Electric	Front Brakes: 320 mm single wavy hydraulic disc with 2-piston caliper and sintered metal pads
Carburation: PGM-FI electronic fuel injection	Rear Brakes: 240 mm single wavy hydraulic disc with 2-piston caliper and resin mold pads
Bore x Stroke: 77 x 80 mm	Front Rim Size: 17M/C x MT3.50
Battery Capacity: 12V-11.2AH	Rear Rim Size: 17M/C x MT4.50
ACG Output: 448 W / 5,000 rpm	Front Tyre: 120/70-ZR17M/C (58 W)
Clutch: Wet multiplate hydraulic 2-clutch	Rear Tyre: 160/60-ZR17M/C (69 W)
Final Drive: Chain Drive	Front Suspension: 41 mm telescopic fork
Gearbox / Transmission Type: 6-Speed Dual Clutch Transmission	Rear Suspension: Monoshock damper, Pro-Link® swingarm
Frame Type: Diamond; steel pipe	Security System: HISS
Caster Angle: 27°	Headlight: LED
Trail: 110 mm	Taillight: LED
Turning Radius: 3 m	
Kerb Weight: 238 Kg	

All specifications are provisional and subject to change without notice. The technical data given is general data (ED-type). Please speak to your Honda Dealer for local information. *WMTC mode

COLOURS

MODERN AND STYLISH

With the new sharp look comes two new sporty metallic colours.



Matt Majestic Silver Metallic



Matt Alpha Silver Metallic

GENUINE ACCESSORIES

MAKE IT YOUR OWN

All Honda motorcycles are ready to go, but you can personalise and equip yourself for the challenges ahead with some well chosen Honda Genuine Accessories.

Genuine Accessories are designed, tested and built to the same rigorous standards that Honda applies to their motorcycles, guaranteeing superb fit, finish and functionality.

For information on the full range of Honda Genuine Accessories and for advice on compatibility contact your Honda Dealership or visit honda.co.uk



FINANCE

SIMPLE. FLEXIBLE. CONVENIENT.

There's nothing like that exciting feeling of riding your brand new Honda for the first time. The satisfaction of crisp functionality and the peace of mind of a box fresh Honda.

Honda Finance provides simple, flexible and convenient finance to allow you to ride the Honda of your dreams and to suit your budget:

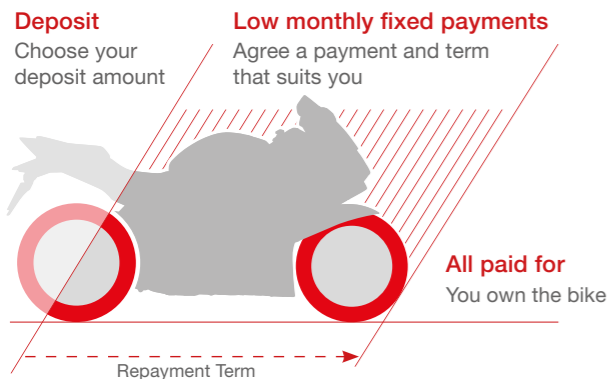
- > As part of Honda Motor Company, we offer finance specifically for Honda products
- > No fussy forms, intrusive questions or reams of small print to wade through
- > Authorised and regulated by the Financial Conduct Authority
- > Potentially a more cost effective way to finance your Honda than traditional methods



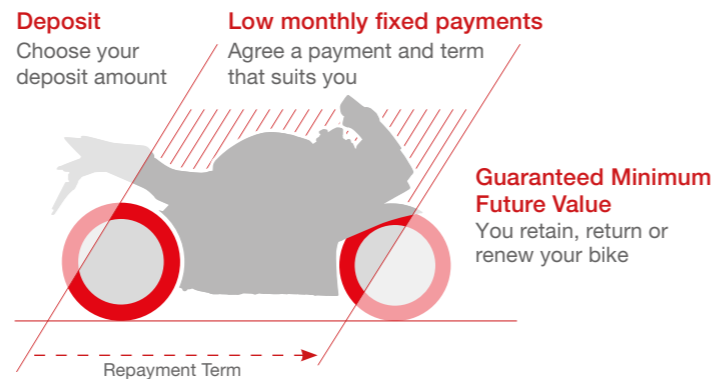
Honda Finance

We offer a choice of finance to suit you and your budget

Personal Loan (VPL)



Honda Aspirations (PCP - Personal Contract Purchase)



SAY HELLO

WE'LL SHOW YOU EVEN MORE

You deserve complete confidence that you've made the right choice, long after you've made the purchase. That's why we appoint our Honda Authorised Dealers with as much care as we build into our products.

EXPERTISE. SALES. SERVICE.

Our Authorised Dealers are true experts in their field, often with years of first-hand experience under their belt. They not only feature a comprehensive display of Honda products to see and touch, but through extensive Honda training, provide valuable advice you can trust.

As well as offering the highest levels of after-sales service, our Authorised Dealers' factory trained technicians perform a full Pre-Delivery Inspection (PDI) on every machine, and are fully equipped to keep your product in peak condition with cost-effective servicing.

HONDA WARRANTY

For your peace of mind the Honda warranty will cover you for unlimited mileage to be free from material or manufacturing defects for two years and is standard on all new Honda motorcycles or scooters.

HONDA SCHOOL OF MOTORCYCLING

SKILL UP WITH HONDA

Already on a bike and want to upgrade your licence to ride a bigger bike? Or need a refresher course to get back into biking? There's a course for you at one of Honda's training schools.

Improve your skills and take the **Upgrade Licence Course**. All initial test fees are included*.

If you've taken a break from the bike and it's time to get back on, take our **Refresher Course** and start riding again.

*Terms and Conditions apply, please visit honda.co.uk, ask your Dealer or call 0845 200 8000 for full details.



The specific details of this brochure do not apply to any particular product supplied or offered for sale. Manufacturers reserve the right to vary specifications, including colours, with or without notice at such times in such manner as deemed appropriate. Major as well as minor changes may be involved. Every effort, however, is made to ensure the accuracy of the particulars contained in this brochure. Consult your Dealer for details regarding the specifications of any featured product. This publication shall not constitute - under any circumstances whatsoever - an offer by the Company to any individual. All sales are made by the Distributor or Dealer subject to and with the benefit of the standard Conditions of Sale and Warranty provided by the Distributor or Dealer, copies of which may be obtained upon request. While efforts are made to ensure specification accuracy, brochures are prepared and printed several months in advance of distribution and consequently cannot always immediately reflect either changes in specification or in some isolated cases the provision of a particular feature. Customers are always advised to discuss specific details with the supplying Dealer, especially if a selection is dependent upon one of the features advertised. Photography shown is of a professional rider in a controlled environment. Please note that the fuel consumption figures provided are results obtained by Honda under standardised testing conditions prescribed by WMTC. Tests are conducted on a rolling road using a standard version of the vehicle with only one rider and no additional optional equipment. Actual fuel consumption may vary depending on how you ride, how you maintain your vehicle, weather, road conditions, tyre pressure, installation of accessories, cargo, rider and passenger weight, and other factors. You accept that if you do go ahead and make a purchase or enter into any kind of transaction, whether for payment or not, you did so entirely in reliance on your own skill and judgement and not on that of anyone else.

RIDE WITH STYLE Read the owner's manual thoroughly. Get to know your machine and its capabilities. Concentration assists anticipation. Observe other road users' movements. Brake in plenty of time. Always wear a helmet and quality kit, ride fit and NEVER after drinking alcohol. Good roadcraft and courtesy identify the skilled and stylish rider. Honda endorse the law that all helmet visors must comply with BS 4110. Visors that transmit less than 50% of visible light cannot legally be used on the road.

Honda (UK)

Cain Road, Bracknell, Berkshire, RG12 1HL, England

Honda Contact Centre Tel: 0845 200 8000

www.honda.co.uk



Please don't bin me.
Pass me on to a
friend or recycle me.

Honda Motor Europe sources
paper responsibly from
manufacturers within the EU.



BLUE SKIES FOR
OUR CHILDREN

