



SCOOTERS 2021

FIND YOUR FREEDOM

Practical, stylish, affordable and empowering lives in any environment. Honda Scooters are innovative machines designed to suit you, your lifestyle and your budget.



CONTENTS



FORZA 750 NEW	04
FORZA 350 NEW	06
FORZA 125 UPDATED	08
X-ADV NEW	10
SH350i NEW	12
SH125i	14
PCX 125 NEW	16
SH MODE 125 NEW	18
VISION 110 NEW	20
SPECIFICATIONS	24
HONDA TECHNOLOGY	28

BOLD MOVE

Wherever you need to be, in or out of the city, the new Forza 750 combines a smart, tight form with true GT comfort and practicality. The sharp lines of its front fairing and screen ensure a cocoon of still air whilst the seat supports beautifully. However even with 22L of hidden storage, the tail unit is tightly wrapped. There's room for a full-face helmet, and a built-in USB Type-C socket for charging your device.

The Honda Smartphone Voice Control system* links to your device for easy management of navigation, calls, messages and music and is displayed clearly on the right side of the TFT screen. Everything is operated easily and safely, via voice or the left handlebar switcher. A Smart Key operates the keyless ignition system, the steering lock, the fuel cap and the seat, along with the optional Smart Top Box accessory. All lighting is crisp super-efficient LED for a distinct road presence giving high visibility to other road users.

Under the Forza 750's gorgeous skin there's some serious hardware. The 745cc, 8-valve parallel twin-cylinder engine makes 43.1kW peak power, with a huge 69Nm of torque; a 35kW A2 licence conversion is also available. Three default riding modes, STANDARD, SPORT and RAIN balance engine power, engine braking and Dual Clutch Transmission (DCT) shifting schedule. An additional USER mode custom builds between all of the parameters. A tubular steel diamond frame provides rugged strength and adjustable, 41mm cartridge-style Up Side Down (USD) forks provide superlative suspension control. A 17-inch cast aluminium front wheel is matched to a 15-inch rear for stability and dual, radial-mount four-piston front brake calipers bite 310mm discs along with 240mm rear discs.

We've made it easy to set up the Forza 750 as the ultimate riding companion with tailored TRAVEL, URBAN and STYLE accessory packs ready to go.

KEY FEATURES

- 4 RIDING MODES
- 3-LEVEL HONDA SELECTABLE TORQUE CONTROL (HSTC)
- 69NM PEAK TORQUE
- 41MM CARTRIDGE-STYLE UP SIDE DOWN (USD) FORKS
- DUAL, RADIAL-MOUNT FOUR-PISTON BRAKE CALIPERS
- 22L UNDERSEAT STORAGE
- SMART KEY OPERATION
- 35 KW A2 LICENCE OPTION

Find out more at [honda.co.uk](https://www.honda.co.uk)



FORZA 750

ENGINE
745 cc twin-cylinder

TRANSMISSION
DCT Dual Clutch Transmission

TECHNOLOGY
Honda Smartphone Voice Control system*



MOVING FORWARD

The new Forza 350 sets the bar high – a fast-moving sculpture of aerodynamic efficiency and style. Its eSP+ SOHC liquid-cooled engine delivers 28.8bhp, an extra 12.4% power, for faster acceleration to keep ahead of downtown traffic and higher top speed out on the highway. It's cleaner, too, with EURO5 compliance. But, even with the improved performance, the new engine also maintains the Forza reputation for fuel efficiency – it'll go as far as 350km on a full tank. It's also equipped with Honda Selectable Torque Control (HSTC), which constantly monitors rear-wheel grip, and manages engine torque accordingly.

Smartly updated, the front fairing and air scoop combine neatly to manage airflow and reduce rider back pressure at speed. The electrically-operated (and re-shaped) windscreen adjusts easily, with an extra 40mm through a 180mm range. There's also the excellent, secure storage capacity that's essential for city life – enough space for up to two full-face helmets – and a handy USB Type-C socket in the glove-box to charge up a mobile device.

A new instrument panel combines a stylish analogue speedometer and rev-counter, plus digital information, and displays all information clearly at a glance, night or day. There's also now the option to link to many of your device's features via the new Honda Smartphone Voice Control system*. Additionally, seamless Smart Key operation ensures total ease, and can operate the optional Smart Top Box. The bright LED headlight, taillight and indicators are designed as an integral part of the Forza 350's sculpted look. But this is not just about style; they ensure a big presence on the road at night, improving visibility.

KEY FEATURES

- SMART KEY OPERATION
- USB TYPE-C CHARGING SOCKET
- NEW ANALOGUE AND DIGITAL DASH
- 33MM TELESCOPIC FORKS
- ONE-PIECE ALUMINIUM SWINGARM
- FULL LED LIGHTING
- DISC BRAKES AND ABS

Find out more at [honda.co.uk](https://www.honda.co.uk)



FORZA 350

MAX POWER OUTPUT

28.8 bhp (21.5 kW)

TECHNOLOGY

Honda Smartphone Voice Control system*

UNDERSEAT STORAGE

2 full-face helmets



MAKE MORE OF LIFE

We introduced the Forza 125 in 2015 and it's been a class leader ever since, thanks to compact dimensions and strong engine performance. To help slip through the city with even more ease, we've refined the Forza 125's style and added technology to boost confidence and convenience. The sleek, updated front fairing and sides slice through the air efficiently, with aerodynamics that reduce rider back pressure at speed. With an extra 40mm movement, the electric screen now operates through 180mm for greater wind protection and less wind noise or, when lowered, increased freedom around town. Additionally, in the glovebox, you'll find a USB Type-C socket to keep a mobile device charged.

The liquid-cooled, 4V enhanced Smart Power (eSP+) engine is EURO5 compliant, and now equipped with Honda Selectable Torque Control (HSTC) to monitor and maintain rear tyre traction. Idling Stop technology increases fuel efficiency (a 298-mile tank range is possible) and reduces emissions, by cutting the engine after 3 seconds at standstill, and silently starting it again with a twist of throttle.

Smart Key operation is easy – put it in a pocket, and keep it there. It'll start the engine and open the seat, locking it when left, and also operates the optional Smart Top Box. There's room for two helmets under the seat and an attractive dash; two symmetrical dials present analogue speedometer on the left and rev-counter on the right flank a digital screen. Full LED lighting ensures distinct presence and superb visibility.

KEY FEATURES

- HONDA SELECTABLE TORQUE CONTROL
- IDLING STOP TECHNOLOGY
- SMART KEY OPERATION
- USB TYPE-C CHARGING SOCKET
- DIGITAL AND ANALOGUE DASH
- 33MM TELESCOPIC FORKS
- 2 CHANNEL ABS SYSTEM TYPE
- FULL LED LIGHTING

Find out more at [honda.co.uk](https://www.honda.co.uk)



FORZA

ENGINE
eSP+ Enhanced Smart Power

TECHNOLOGY
EXTENDED ELECTRIC SCREEN

UNDERSEAT STORAGE
2 full-face helmets



INFINITE ADVENTURE AROUND EVERY CORNER

Combining the capabilities and performance of an adventure motorcycle, with the comfort, convenience and commuting ability of a large-capacity scooter, it's a two-wheeled SUV that defies convention. And as a premium urban explorer, capable of going from city block, to off-road trail in a heartbeat, the X-ADV turns the daily commute, and every single ride, into a unique experience.

The frame is lighter, a redesigned seat makes ground reach easier and new bodywork heightens a rugged style the X-ADV has made its own. It also hides more storage space and a USB Type-C charger. Sharply re-styled dual headlights feature highly-visible Daytime Running Light (DRL) technology, while the full-colour TFT screen offers intuitive control. You can now also link to many smartphone functions, such as navigation, calls, messages and music, via the new Honda Smartphone Voice Control system*.

We've raised the rpm limit and boosted power from the 745cc parallel twin-cylinder engine. Throttle By Wire (TBW) control and four riding modes (Standard, Rain, Sport and Gravel) optimise performance to suit conditions and terrain. With the USER mode you can customise Engine Power, DCT (Dual Clutch Transmission) shifting schedule, HSTC (Honda Selectable Torque Control) and ABS level.

We've made it easy to prepare the X-ADV for whatever you have in store, with tailored accessory packs: ADVENTURE, TRAVEL and STYLE good to go.

KEY FEATURES

- 4 DEFAULT RIDING MODES AND USER CUSTOMISATION
- 3-LEVEL HONDA SELECTABLE TORQUE CONTROL (HSTC)
- SIX-SPEED DUAL CLUTCH TRANSMISSION (DCT)
- 41 MM CARTRIDGE-STYLE UP SIDE DOWN (USD) FORKS
- DUAL, RADIAL-MOUNT FOUR-PISTON BRAKE CALIPERS
- LED HEADLIGHTS WITH DRL TECHNOLOGY
- SMART KEY OPERATION
- 35KW A2 LICENCE OPTION

Find out more at
[honda.co.uk](https://www.honda.co.uk)



X-ADV

ENGINE

745 cc twin-cylinder

MAX POWER OUTPUT

57.8 bhp (43.1 kW)

MAX TORQUE

69 Nm



350 PERFORMANCE TIMELESS STYLE

The new SH350i defines our ultimate SH. Sleek, slim all-new bodywork wraps the redesigned tubular steel frame beneath and supports the easy-to-use, practical flat floor that sets all SH scooters apart. The riding position is comfortable, upright and relaxed and suitable for a variety of rider heights. 16-inch front and rear wheels roll smoothly over rough tarmac, and provide stability at higher speeds. Supple suspension – 35mm telescopic front forks and dual rear shocks – is matched to ABS-controlled disc braking front and rear.

Its improved 350 eSP+ SOHC, 4 liquid-cooled engine helps you get around town and go faster and further out on the open highway. Output is improved by an extra 4.1bhp, making for a strong 29bhp in total and top speed is now 83.3mph, with 0-200m covered in just 10.2s. Honda Selectable Torque Control (HSTC) monitors and manages rear tyre grip, giving you extra confidence to ride in all conditions. And, the SH350i engine is cleaner, with full EURO5 compliance.

Sophisticated design details are everywhere. Convenience is provided by the Smart Key, which can be stored in a pocket and operates the ignition and seat, as well as the optional Smart Top Box. There's room for a full-face helmet under the comfortable seat and a USB Type-C charging socket ready to plug straight into. All lighting, including indicators, has been redesigned in crisply efficient LED form, and the attractive new LCD dash provides clearly displayed information.

KEY FEATURES

- 29 BHP PEAK POWER
- SMART KEY OPERATION
- USB TYPE-C CHARGING SOCKET
- NEW LCD DASH
- FULL LED LIGHTING
- 16-INCH FRONT AND REAR WHEELS
- DISC BRAKES AND ABS
- 35MM TELESCOPIC FRONT FORKS

Find out more at honda.co.uk



SH
350i



ENGINE
350 eSP+ Enhanced Smart Power

UNDERSEAT STORAGE
1 full-face helmet

TECHNOLOGY
HONDA SELECTABLE TORQUE CONTROL



YOU ALWAYS NOTICE THE TOP OF THE CLASS

Living in the city, we know your life moves fast. You need to stay ahead. By instinct and design so does our beautiful SH125i. It stays out front thanks to smooth, freshly sculpted wrapping the more powerful, more fuel efficient liquid-cooled eSP+ engine which is EURO5 compliant. And for peace of mind Honda Selectable Torque Control (HSTC) now manages rear tyre grip in all conditions. Thanks to a redesigned frame there's 50% extra room, meaning you can store a full-face helmet with plenty of additional space and we've optimised the rear suspension, increasing ride comfort and control.

While we've added full LED lighting, integrated USB charging socket and super-sharp LCD dash, some things we've left alone; like the stability of front and rear 16-inch wheels, the convenience of a truly flat floor and Honda Smart Key that operates the ignition, seat, filler cap and steering lock from your pocket, in addition to the optional Smart Top Box. It's in our DNA to improve things. It's what we do. And we've engineered improvements to the SH125i in every single way. Which, if we're honest, we think you'll notice.

KEY FEATURES

- LCD SCREEN
- SMART KEY
- ANTI-LOCK BRAKING SYSTEM
- FULL LED LIGHTING
- IDELS STOP SYSTEM
- V-MATIC TRANSMISSION
- USB CHARGING
- HONDA SELECTABLE TORQUE CONTROL

Find out more at honda.co.uk



UNDERSEAT STORAGE

1 full-face helmet

ENGINE

eSP+

TECHNOLOGY

LCD SCREEN



THE BEST VIEW OF THE CITY

We've taken the PCX125 apart and put it back together again – and improved every part. First, let's explain the philosophy behind it and what's made it one of Europe's favourite scooters for over a decade. Personal Comfort with an 'X' level – PCX – is provided by the sit-in riding position, under-seat storage for a full-face helmet and all-round high build quality. There's no waiting around for an expensive taxi, or delayed public transport – just hit the start button and go.

This is a scooter designed to get you where you want to be in the city, and look good as it does. The PCX125's stunning style has always grabbed attention, never more so than now, but hidden away beneath the new, swooping bodywork, are details that make life that much easier. The ignition and seat, as well as the optional Smart Top Box are operated by a Smart Key – just put the key in your pocket and ride. Total volume under the seat is now 30.4L and there's also a USB Type-C socket in the glovebox, to keep your device topped up.

A new, more powerful eSP+ SOHC engine delivers faster acceleration, from a standing start and while moving, and higher top speed. With an ACG generator, Idling Stop technology and EURO5 compliance, it's cleaner too. And, for extra riding confidence, Honda Selectable Torque Control (HSTC) now monitors and manages rear tyre grip at all times. The new duplex steel cradle frame is designed to deliver the durability needed for the rigours of urban life, without losing the in-town manoeuvrability the PCX125 has always been famous for. Longer travel rear shock absorbers enhance comfort, whilst both wheels employ a stylish new design to compliment the bodywork. Additionally, tyre sizes are also larger for improved ride quality – no matter where you ride in the city.

KEY FEATURES

- ENHANCED SMART POWER PLUS (eSP+) ENGINE
- IDLING STOP TECHNOLOGY
- LCD DISPLAY
- HONDA SELECTABLE TORQUE CONTROL
- FULL LED LIGHTING
- NEW LED HEADLIGHT
- NEW DUPLEX STEEL FRAME
- SMART KEY
- USB TYPE C SOCKET

Find out more at honda.co.uk



PCX

TECHNOLOGY
**SMART KEY
OPERATION**

UNDERSEAT STORAGE
30.4L

FUEL CONSUMPTION
29.6 miles/litre



REDISCOVER THE CITY

Based on the hugely popular SH125i, the compact size, smart bodywork and low running costs make the SH Mode 125 a perfect partner for busy urban life. It's all-new, too. And because it's a member of our SH family, beautiful form also incorporates a great deal of practical functionality. A spacious flat floor features more leg room; with a larger 18.5L storage area there's room for a full-face helmet under the seat (and more) and a handy glovebox with USB Type-C socket in the fairing. The headlight is smart and efficient LED.

This is a scooter built for day-to-day convenience, so here's one less thing to think about during a busy day; keep the new Smart Key in a pocket, and ride. It will also lock the seat when you walk away. A new, lighter steel frame, supple suspension and cast aluminium, 16-inch front and 14-inch rear wheels – with fuel-saving tyres – combine to smooth out rough city tarmac and provide light, easy handling.

The SH Mode also features an easy to use, eSP+ water cooled engine. Just wind on the throttle, and go. This is an economical, EURO5 engine designed for everybody to enjoy with a flat, linear response that's smooth and efficient.

KEY FEATURES

- SMART KEY OPERATION
- IDLING STOP TECHNOLOGY
- USB TYPE-C
- NEW LCD DASH
- EXPANDED 15.8L STORAGE AREA
- NEW ENHANCED SMART ARCHITECTURE FRAME (ESAF)
- 16-INCH FRONT AND REAR WHEELS
- DISC FRONT BRAKE

Find out more at
[honda.co.uk](https://www.honda.co.uk)



SH mode

ENGINE
eSP+ ENGINE

MAX TORQUE
12.1 Nm

UNDERSEAT STORAGE
1 full-face helmet



ENJOY THE CITY

We get it. Choosing a scooter on a budget can be a little confusing. So we've made it easy and engineered the new Vision 110 to give you everything you need, and more. It's has a modern, stylish redesign, including LCD dash, while maintaining the compact dimensions that make riding, and parking, the Vision 110 in a busy city stress-free. Under-seat storage is now larger so you can store a full-face helmet and other items. It doesn't get much more convenient than this; put the new Smart Key in your pocket and keep it there – it will start the engine and also lock the seat automatically.

Completely redesigned, the more efficient, air-cooled enhanced Smart Power (eSP) fuel-injected engine is built light and tough. It's very easy to use, with crisp response – perfect for the urban rider – and 8% more fuel-efficient thanks to low-friction technologies and Idling Stop. Constructed from laser-welded pressed steel, the enhanced Smart Architecture Frame (eSAF) offers enhanced ride comfort and durability. It also saves 2kg, making for even lighter handling matched to the confident stability added by the large-diameter, 16-inch wheels.

While it may represent straightforward, simple transport, the Vision 110 is so much more when it comes to all-round performance. And it has the build quality and many of the features you'd expect to find on a premium Honda scooter, at a price point that's hard to ignore.

KEY FEATURES

- 9NM PEAK TORQUE
- IDLING STOP TECHNOLOGY
- NEW LCD DASH
- 17.7L UNDERSEAT STORAGE
- NEW ENHANCED SMART ARCHITECTURE FRAME (ESAF)
- 16-INCH FRONT AND REAR WHEELS
- DISC FRONT BRAKE

Find out more at
honda.co.uk



VISION

ENGINE
eSP

TECHNOLOGY
SMART KEY

FUEL CONSUMPTION
34.5 miles/litre





IT PAYS TO RIDE SMART

Enjoy strong performance – and save money at the fuel pump – with our next-generation, enhanced Smart Power Plus (eSP+) EURO5 specification four-stroke engines, now on all 125 and 350cc scooters.

Low-friction technologies are designed into each eSP+ engine from the outset, with all the engineering quality and thought expected of Honda. Many details, like off-set cylinder, 'spiny' cast-iron sleeve, hydraulic cam-chain tensioner and piston oil-jets combine, to reduce internal drag and improve fuel economy. Integrated into each eSP+ engine, is a brushless Alternating Current Generator (ACG) that serves as a silent starter motor and electricity-generating alternator. Saving fuel in urban environments, Idling Stop automatically cuts the engine after three seconds (when stationary with brakes applied) and restarts it instantly when the throttle grip is twisted. And full EURO5 compliance is cleaner, too.



SMART KEY

eSP+ Engine

LET'S KEEP THINGS SIMPLE

You've already enough to think about during a busy day. So here's one less thing to think about.

All Honda scooters now feature Smart Key operation. Which couldn't be easier; simply put the key in a pocket. Leave it there and you're done. It allows the main ignition knob to turn, engine to run and seat to open. And, when you walk away, the scooter can't be started and the seat automatically locks. Also for extra convenience and, depending on model, the Smart Key unlocks a Smart Top Box (available as an optional accessory) when you're with your scooter and locks it when not. So, when it comes to smoothing your urban hustle, our Smart Key is one small part – of many – that make a Honda scooter the perfect riding companion.



SPECIFICATIONS

ENGINE

Engine Type	Liquid-cooled 4-stroke 8-valve, SOHC parallel 2-cylinder
Engine Displacement	745 cc
Max. Power Output	57.8 bhp (43.1 kW) @ 6,750 rpm 46.9 bhp (35 kW) @ 6,000 rpm)
Max. Torque	69 Nm @ 4,750 rpm (65 Nm @ 4,000 rpm)
Fuel Consumption/Emissions	17.3 mi/l / 85 g/km

CHASSIS, DIMENSIONS AND WEIGHT

Length × Width × Height (mm)	2,200 × 790 × 1,485
Seat Height (mm)	790
Wheelbase (mm)	1,580
Kerb Weight (kg)	235

WHEELS, SUSPENSION AND BRAKES

Brakes (Front/Rear)	310 mm double hydraulic disc with radial 4 piston caliper / 240 mm single hydraulic disc with 2 piston caliper (2 Channel ABS System Type)
Tyres (Front/Rear)	120/70 R17 / 160/60 R15
Suspension Front	41 mm Upside Down Fork
Suspension Rear	Monoshock damper, Pro-Link® swingarm



Graphite Black

Matt Beta Silver Metallic



Matt Jeans Blue Metallic

FORZA 350

Engine Type	eSP+ liquid-cooled 4-stroke SOHC single
Engine Displacement	330 cc
Max. Power Output	28.8 bhp (21.5 kW) @ 7,500 rpm
Max. Torque	31.5 Nm @ 5,250 rpm
Fuel Consumption/Emissions	18.3 mi/l / 79 g/km

Length × Width × Height (mm)	2,145 × 755 × 1,500
Seat Height (mm)	780
Wheelbase (mm)	1,510
Kerb Weight (kg)	184

Brakes (Front/Rear)	256 mm disc / 240 mm disc (2 Channel ABS System Type)
Tyres (Front/Rear)	120/70 R15 / 140/70 R14
Suspension Front	33 mm Telescopic
Suspension Rear	Twin Shock



Matt Cynos Gray Metallic

Pearl Falcon Gray




Matt Pearl Pacific Blue

FORZA 125

Engine Type	eSP+ liquid-cooled 4-stroke SOHC
Engine Displacement	125 cc
Max. Power Output	14.3 bhp (10.7 kW) @ 8,750 rpm
Max. Torque	12.3 Nm @ 6,500 rpm
Fuel Consumption/Emissions	25.9 mi/l / 54 g/km

Length × Width × Height (mm)	2,145 × 750 × 1,500
Seat Height (mm)	780
Wheelbase (mm)	1,505
Kerb Weight (kg)	162

Brakes (Front/Rear)	256 mm disc / 240 mm disc (2 Channel ABS System Type)
Tyres (Front/Rear)	120/70 R15 / 140/70 R14
Suspension Front	33 mm Telescopic
Suspension Rear	Twin Shock



Matt Cynos Gray Metallic

Matt Carnelian Red Metallic



Pearl Nightstar Black




Lucent Silver Metallic

X-ADV

Engine Type	Liquid-cooled 4-stroke 8-valve, SOHC parallel 2-cylinder
Engine Displacement	745 cc
Max. Power Output	57.8 bhp (43.1 kW) @ 6,750 rpm 46.9 bhp (35 kW) @ 6,000 rpm)
Max. Torque	69 Nm @ 4,750 rpm (65 Nm @ 4,000 rpm)
Fuel Consumption/Emissions	17.3 mi/l / 85 g/km

Length × Width × Height (mm)	2,215 × 940 × 1,370
Seat Height (mm)	820
Wheelbase (mm)	1,590
Kerb Weight (kg)	236

Brakes (Front/Rear)	296 mm double hydraulic disc with radial 4 piston caliper / 240 mm single hydraulic disc with 1 piston caliper (2 Channel ABS System Type)
Tyres (Front/Rear)	120/70 R17 / 160/60 R15
Suspension Front	41 mm Upside Down
Suspension Rear	Monoshock damper, Pro-Link® swingarm



Grand Prix Red

Graphite Black




Pearl Deep Mud Gray

SH350i

Engine Type	eSP+ liquid-cooled 4-stroke SOHC single
Engine Displacement	330 cc
Max. Power Output	29.0 bhp (21.6 kW) @ 7,500 rpm
Max. Torque	32.0 Nm @ 5,250 rpm
Fuel Consumption/Emissions	18.8 mi/l / 77.8 g/km

Length × Width × Height (mm)	2,160 × 742 × 1,161
Seat Height (mm)	805
Wheelbase (mm)	1,452
Kerb Weight (kg)	174

Brakes (Front/Rear)	256 mm hydraulic disc with two piston caliper / 256 mm hydraulic disc with single-piston caliper (2 Channel ABS System Type)
Tyres (Front/Rear)	110/70 R16 / 130/70 R16
Suspension Front	35 mm Telescopic
Suspension Rear	Dual-damper unit swingarm



Black

Matt t Carnelian Red Metallic



Matt Ruthenium Silver Metallic



Pearl Cool White

SPECIFICATIONS

SH125i

ENGINE

Engine Type	eSP+ Liquid-cooled 4-stroke SOHC single
Engine Displacement	125 cc
Max. Power Output	12.9 bhp (9.6 kW) @ 8,250 rpm
Max. Torque	12 Nm @ 6,500 rpm
Fuel Consumption / Emissions	29.6 mi/l / 52 g/km

CHASSIS, DIMENSIONS AND WEIGHT

Length x Width x Height (mm)	2,090 x 730 x 1,130
Seat Height (mm)	799
Wheelbase (mm)	1,350
Kerb Weight (kg)	133.9

WHEELS, SUSPENSION AND BRAKES

Brakes (Front/Rear)	ABS System Type 2 Channel
Tyres (Front/Rear)	100/80 R16 120/80 R16
Suspension Front	Telescopic
Suspension Rear	Dual-damper unit swingarm



Pearl Splendour Red



Matt Cynos Gray Metallic



Lucent Silver Metallic



Pearl Cool White

PCX125

Engine Type	eSP+ Single -cylinder, water-cooled SOHC
Engine Displacement	125 cc
Max. Power Output	12.3 bhp (9.2 kW) @ 8,750 rpm
Max. Torque	11.8 Nm @ 6,500 rpm
Fuel Consumption / Emissions	29.6 mi/l / 47 g/km

Length x Width x Height (mm)	1,935 x 740 x 1,105
Seat Height (mm)	764
Wheelbase (mm)	1,315
Kerb Weight (kg)	130

220 mm hydraulic disc with combined 2 piston caliper / 130 mm drum (Front ABS)

Tyres (Front/Rear)	110/70 R 14 / 130/70 R13
Suspension Front	31 mm telescopic fork
Suspension Rear	Twin suspension aluminium swingarm



Matt Cosmo Silver Metallic



Candy Luster Red



Matt Galaxy Black Metallic



Pearl Jasmine White

SH MODE 125

Engine Type	eSP+ Liquid cooled 4-stroke SOHC
Engine Displacement	125 cc
Max. Power Output	11.3 bhp (8.4 kW) @ 8,750 rpm
Max. Torque	12.1 Nm @ 5,000 rpm
Fuel Consumption / Emissions	29.6 mi/l / 48 g/km

Length x Width x Height (mm)	1,950 x 670 x 1,110
Seat Height (mm)	765
Wheelbase (mm)	1,305
Kerb Weight (kg)	118

220 mm hydraulic disc / 130 mm drum

Tyres (Front/Rear)	80/90 R16 / 100/90 R14
Suspension Front	Telescopic
Suspension Rear	Unit swingarm



Matt Techno Silver Metallic



Pearl Jasmine White



Poseidon Black Metallic

VISION 110

Engine Type	eSP Air-cooled 4-stroke SOHC
Engine Displacement	109.5 cc
Max. Power Output	8.6 bhp (6.4 kW) @ 7,500 rpm
Max. Torque	9 Nm @ 5500 rpm
Fuel Consumption / Emissions	34.5 mi/l / 42.6 g/km

Length x Width x Height (mm)	1,925 x 686 x 1,115
Seat Height (mm)	785
Wheelbase (mm)	1,280
Kerb Weight (kg)	100

220mm hydraulic disc / 130mm drum (CBS System Type)

Tyres (Front/Rear)	80/90 R16 / 90/90 R14
Suspension Front	31mm Telescopic
Suspension Rear	Unit Swingarm



Poseidon Black Metallic



Candy Noble Red



Pearl Jasmine White



HONDA TECHNOLOGY



ANTI-LOCK BRAKING SYSTEM

Reduces braking pressure by monitoring the wheel speed, preventing the wheels from locking up.



COMBINED BRAKE SYSTEM

Actuates both front and rear brakes when the rear brake pedal (or lever) is engaged, for a smooth and confident balance of braking control.



DUAL CLUTCH TRANSMISSION

Combines the riding enjoyment of a manual transmission with the convenience of an automatic, delivering enhanced comfort and sporty performance.



EURO5

Complies with EURO5 emissions regulations.



HONDA EVOLUTIONAL CATALYSING SYSTEM

Oxygen-sensing system maintains an optimal air/fuel mixture for the most effective catalytic reduction of exhaust emissions.



HONDA IGNITION SECURITY SYSTEM

Only allows the bike to be started by its original encoded keys to effectively protect against theft.



HELMET STORAGE

Large storage space for 2 full-face helmets.



HELMET STORAGE

Large storage space for a full-face helmet.



ELECTRIC WINDSCREEN

Offers wind and weather protection raised and a sense of freedom when lowered.



IDLE STOP SYSTEM

Automatically stops the engine running after three seconds at idle and restarts it instantly with a twist of the throttle, helping to reduce emissions and fuel consumption.



TFT DISPLAY

Full colour touch-screen for control of riding modes, navigation, Bluetooth smartphone/audio connectivity.



USB CHARGING

We've subtly integrated a USB socket into the under-seat storage compartment. No need for an adaptor; simply connect your device's lead, plug it in, and go.



LED LIGHTS

Brighter and more energy efficient than traditional bulbs, with no time delay and a longer life.



PROGRAMMED FUEL INJECTION

Map-type computerised system maintains strong power and responsive performance in all conditions.



SMART KEY

This innovative technology improves both convenience and security. As long as your key is in your pocket or bag, you can release the seat and start the engine with the press of a button.



V-MATIC TRANSMISSION

Belt-converter transmission with advanced three-stage operation provides seamless shifting throughout a wide range of speeds delivered with twist-and-go ease.



PRO-LINK® REAR SUSPENSION

Monoshock rear suspension utilises a triangular linkage system to progressively increase damping force through range of rear swingarm movement.



HONDA SELECTABLE TORQUE CONTROL

If the Honda Selectable Torque Control (HSTC) system senses an imminent loss of rear wheel traction it reduces torque to allow the tyre to grip.

Honda has developed and applied many innovative technologies for its motorcycle range, designed to have the greatest possible benefit for you and the world around you.



HONDA MOTORCYCLES EXPERIENCE

FIND OUT MORE BY VISITING
OUR WEBSITE OR DOWNLOADING
THE HONDA MOTORCYCLES
EXPERIENCE APP.



Play around with various accessorised configurations of your 3D bike in 360 view and transform it in your own environment with the Augmented Reality mode. Make sure to take a photo and share with your friends on Social Media. Take the first picture with your bike before you even order it. You can even locate your nearest Honda dealer and book a test ride to try out your dream bike.

HONDA
The Power of Dreams

DREAMS REALLY DO COME TRUE

Soichiro Honda said,

“There are qualities which lead to success. Courage, perseverance, the ability to dream and to persevere.”

Honda's philosophy in dreaming of a better world for people catalysed the invention of the ASIMO, HondaJet, NSX and the legendary Africa Twin. Dreams can be powerful, they push you to achieve more, to explore new ideas, new technologies and uncover new ways of solving problems. It takes independent thinking and audacity to pursue dreams. It also takes passion and innovation to never allow the dream to die and to shape them into a reality for the modern-day world.

ADRENALINE TEST RIDE

Leave behind the daily grind and experience more from your riding.

Our range of Riding Centres offer expert tuition from experienced Honda instructors on Adventure, Trials and Off Road bikes as well as the chance to test ride bikes from across the Honda range.

For more info go to: honda.co.uk/engineerom/just-ride-experience-days





The specific details of this brochure do not apply to any particular product supplied or offered for sale. Manufacturers reserve the right to vary specifications, including colours, with or without notice at such times in such manner as deemed appropriate. Major as well as minor changes may be involved. Every effort, however, is made to ensure the accuracy of the particulars contained in this brochure. Consult your Dealer for details regarding the specifications of any featured product. This publication shall not constitute - under any circumstances whatsoever - an offer by the Company to any individual. All sales are made by the Distributor or Dealer subject to and with the benefit of the standard Conditions of Sale and Warranty provided by the Distributor or Dealer, copies of which may be obtained upon request. While efforts are made to ensure specification accuracy, brochures are prepared and printed several months in advance of distribution and consequently cannot always immediately reflect either changes in specification or in some isolated cases the provision of a particular feature. Customers are always advised to discuss specific details with the supplying Dealer, especially if a selection is dependent upon one of the features advertised. Please contact your local dealer for information and specifications. Please note that the fuel consumption figures provided are results obtained by Honda under standardised testing conditions prescribed by WMTC. Tests are conducted on a rolling road using a standard version of the vehicle with only one rider and no additional optional equipment. Actual fuel consumption may vary depending on how you ride, how you maintain your vehicle, weather, road conditions, tyre pressure, installation of accessories, cargo, rider and passenger weight, and other factors. You accept that if you do go ahead and make a purchase or enter into any kind of transaction, whether for payment or not, you did so entirely in reliance on your own skill and judgement and not on that of anyone else.

RIDE WITH STYLE Read the owner's manual thoroughly. Get to know your machine and its capabilities. Concentration assists anticipation. Observe other road users' movements. Brake in plenty of time. Always wear a helmet and quality kit, ride fit and NEVER after drinking alcohol. Good roadcraft and courtesy identify the skilled and stylish rider. Honda endorse the law that all helmet visors must comply with BS 4110. Visors that transmit less than 50% of visible light cannot legally be used on the road.

Honda Motor Europe - Motorcycles
Cain Road, Bracknell, Berkshire, RG12 1HL England
honda.co.uk



Please don't bin me.
Pass me on to a
friend or recycle me.

Honda Motor Europe sources
paper responsibly from
manufacturers within the EU.



BLUE SKIES FOR
OUR CHILDREN