

STREET & TOURING

HONDA
The Power of Dreams





RIDE FREE

Take to the streets with attitude, presence and all-round versatility, free to explore the city and everything it has to offer. And when you're done, set off on the great open road and embark on a long, unforgettable journey across towns, countries and continents. The only limit is your imagination.

CONTENTS

STREET RANGE		TOURING RANGE	
05	CB1100RS	23	GL1800 GOLD WING
07	CB1100EX	25	VFR800F
09	NC750S		
11	CB650F		
13	CB500F	27	SPECIFICATIONS
15	REBEL	31	HONDA TECHNOLOGY
17	CB125F	33	SCHOOL OF MOTORCYCLING
19	MSX125	34	THE POWER OF DREAMS



STREET RANGE



Attitude, all-round versatility and sheer riding enjoyment.

The essence of style in its purest form. There's never been a better time to take to the streets on a Honda.



CB1100RS

ALWAYS THE ONE

Stripped back and lean, the CB1100 RS has the look of a 1970s race bike, with more than a hint of café racer. The curvaceous fuel tank – made without seam-welded lips – evokes hand-made craftsmanship, while the single round headlight and twin instrument dials outline a timeless silhouette. Adding crisp-edged modernity, all lighting is LED.

At the heart of the CB1100 RS is its muscular 1,140cc DOHC engine. Linear, instantly accessible drive is what this bike is all about, and there is plenty of it, anywhere in the rev range.

The CB1100 RS features tighter steering geometry than the CB1100 EX, with rake and trail of 26°/99mm and wheelbase of 1,485mm to give faster steering and more responsive handling. A lower, more compact riding position moves the rider's weight forward, complementing the chassis changes.

The CB1100 RS is also equipped with a Showa Dual Bending Valve 43mm two-piece front fork, remote reservoir rear shocks, plus 17-inch cast aluminium wheels and dual radial-mount four-piston brake calipers all helping to provide excellent ride quality and precise road holding.



A

Licence



88.5 ^{bhp}
@ 7,500 rpm

Max Power
Output

91 ^{Nm}
@ 5,500 rpm

Max Torque

17"

Wheels



KEY FEATURES



PGM FI



HECS3



ABS



HISS



EURO 4



LED LIGHTS



SDBV

Discover more at [honda.co.uk](https://www.honda.co.uk)



07

CB1100EX

SPIRIT, SOUL AND INNOVATION

With its lines refreshed in exquisite detail the Honda CB1100 EX exudes even more classic style, looking like a true 1970s superbike.

A silky-smooth 1,140cc DOHC engine provides instantly accessible power and torque, anywhere in the rev range. Air and oil-cooled, the engine revs to 8,500rpm and its evocative four-cylinders breathe through revised inlet and exhaust systems. An assist slipper clutch makes for easier lever engagement and rear wheel stability on downshifts.

The CB1100 EX features relaxed steering geometry, with rake and trail of 27°/114mm and wheelbase of 1,490mm, delivering sure-footed stability with neutral handling characteristics. The 'rider triangle' is also relaxed and upright; seat height is 790mm and the handlebar shape has been revised to maintain a neutral position.

To give excellent control the CB1100 EX is equipped with a Showa Dual Bending Valve 41mm front fork, which uses two valves to generate both compression and rebound damping force for a linear suspension feel. Adding crisp-edged modernity, the front and rear lights are now LED and new 18-inch wheels run stainless steel spokes.



08



A

Licence

88.5 ^{bhp}
@ 7,500 rpm
Max Power Output

91 ^{Nm}
@ 5,500 rpm
Max Torque

18"
Wheels



KEY FEATURES



PGM FI



HECS3



ABS



HISS



EURO 4



LED LIGHTS



SDBV

Discover more at [honda.co.uk](https://www.honda.co.uk)



NC750S

REDISCOVER YOUR FREEDOM

The NC750S is one of a kind. Part of the NC750 series, it's a motorcycle that suits every day riding – with a low seat height, comfortable riding position and low centre of gravity. The 745cc, parallel twin-cylinder engine provides muscular torque for instant drive. With a choice of a 6-speed manual gearbox or Honda's unique 6-speed Dual Clutch Transmission (DCT) available as an option, city riding is fun either way. With the DCT in automatic mode, there's no clutch lever to constantly operate. And at the touch of a button, you can be in DCT Sport mode where there's a choice of three levels for the twisties!

The sleek tail section, with an integrated LED tail-light, has rear handgrips that are virtually invisible until your passenger's fingers find them. Up front, the LED headlight fits neatly into a compact cowl that also houses a larger LCD display meter. There is also a secure and convenient 'Wave' ignition key. Start up the Euro 4 compliant engine and the 14-litre tank will take you up to 250 miles*. ABS brakes, as standard, provide confident braking in all riding conditions and, when you've pulled up and parked, there's no need to carry your crash helmet or waterproofs around with you all day either - you can store them in the built in storage compartment which is located where you would expect the fuel tank to be. The NC750S is not only practical and economical; with two new bold colour schemes with LED headlights, its sporty street bike attitude is hard to ignore.



A
Licence



54 bhp
@ 6,250 rpm
Max Power Output

14.1 Litres
Fuel Tank

80.8 mpg
Fuel Consumption



KEY FEATURES

- 
PGM FI
- 
HECS3
- 
ABS
- 
HISS
- 
EURO 4
- 
DUAL CLUTCH TRANSMISSION
- 
HMAS
- 
LED LIGHTS

Discover more at honda.co.uk

*WMTc Mode.



11

CB650F BEAUTIFULLY TOUGH

The city can be a mean place. A ride through the streets reveals its toughness, its grit, its edge. But the CB650F has the power and presence to rise above it. It's a hooligan with precision, a beast with sophistication, an aggressive urban street fighter with an elegance that's beautifully built and refined, giving you the confidence to take on the city every day.

The CB650F is built to handle the city streets with a roaring 649cc 4-cylinder engine that delivers a peak power output of 89.8bhp @ 11,000rpm. There's also a compact internal architecture and stacked six-speed gearbox, with short gear ratios that will fire you off the line and howl through the mid-range.

Rise above the tough city streets with complete control. The CB650F features a new 41mm Showa Dual Bending Valve front fork, delivering proportional rebound damping with firmer compression damping. The cast aluminium six spoke wheels offer superior stability whilst rubber seat mounts minimise vibration to maximise comfort. Add in ABS as standard and you get a ride that gives you the confidence to tackle the city, day or night.



12



A
Licence

89.8 bhp
@ 11,000 rpm
Max Power Output

64 Nm
@ 8,000 rpm
Max Torque

SIDE SWEEP
4-1 Exhaust



KEY FEATURES



PGM-FI



HECS3



ABS



HISS



EURO 4

Discover more at honda.co.uk



13

CB500F

UNINHIBITED FUN

The CB500F Street bike looks like a lot of fun before you even sit on it. From the focussed and aggressive front cowl – with bright LED lights – back to the sharp tail section, this naked bike now shows off much more of its muscular engine. Bright colours, racing stripes and sporty engine casings re-affirm the CB500F's street credibility. It cries out to be unleashed. Like all the other CB500s, it has a free revving parallel twin engine, with a strong torque delivery from tick over to red line, that'll pull you smoothly through the corners. As you accelerate, the feeling as you shift through the six gears – mixed with the distinctive sound from the new muffler – will start to pull at the corners of your mouth.

With anodised caps, the front forks have preload adjustment so you can adjust to suit you and your riding style. The Honda Pro-Link® rear suspension also has preload adjustment on the rear shock. Small changes are easy. You can set the bike up for your own weight, your passenger's weight or, with a few accessories added, you can make adjustments for your luggage too.

The passenger hand-grips are recessed – almost invisible – so they don't interfere with the sharp naked style. The seat is made from material that's comfortable on a long ride and a lightweight – short and dynamically shaped – muffler with a crisp exhaust note, adds the final touch. Looking for fun? You know where to find it.

14



A2
Licence



46.9 ^{bhp}
@ 8,500 rpm
Max Power Output

43 ^{Nm}
@ 7,000 rpm
Max Torque

785 ^{mm}
Seat Height



KEY FEATURES

- 
PGM-FI
- 
HECS3
- 
ABS
- 
HISS
- 
EURO 4
- 
LED LIGHTS

Discover more at honda.co.uk



rebel

EXPRESS YOURSELF

15

A custom motorcycle that showcases a classic, timeless look but is also imbued with a forward-looking, contemporary style all of its own. Accessible, easy to ride and easy to live with, the Rebel goes its own way but is also a blank canvas, ready for whatever its owner's imagination has in store for it.

Powered by a 471 cc parallel twin-cylinder engine, with strong bottom end torque and a smooth, linear power delivery, the Rebel is A2 licence friendly. The muffler outlines a 120 mm diameter 'shotgun' style, and the sound produced has a heavy-duty pulsing feel that fits the torque delivery of 43.2 Nm/6,000 rpm.

The Rebel is slim, with a low seat height and therefore easy to manage at low speeds. The riding position is relaxed and neutral, with gently outstretched arms matched to mid-mounted footpegs. The Rebel's tubular steel frame is brand new and draws fresh, contemporary lines into stripped-back, fat-tired 'bobber' style. Blacked out to the maximum, with the minimum of paint, it also switches from solo-only to pillion-possible via two bolts.



16

A2
Licence



471^{cc}

Parell Twin
Engine

43.2^{Nm}
@ 6,000 rpm
Max Torque

690^{mm}
Seat Height



KEY FEATURES



PGM-FI



ABS



EURO 4

Discover more at [honda.co.uk](https://www.honda.co.uk)

Motorcycle displayed is single seat version. Two seat version comes as standard.



17

CB125F

INSTANT FUN

The Honda CB125F sets you free, putting the power of independence in your hands. As a member of the legendary Honda CB family it features razor-sharp lines that are styled to take on the street, with side shrouds that extend sharply to inject attitude to the broad-shouldered fuel tank. Up front is the aggressive nose cowl surrounding the multi-reflector headlight and compact dash display – which includes rev counter and gearshift indicator.

Its tough OHC 2-valve, PGM-FI fuel-injected, single-cylinder engine is super efficient, delivering over 140 mpg (WMTC mode) and crisp acceleration from a standing start. All of this comes together to deliver an impressive range from the 13 litre tank, keeping you out of the filling stations and ahead of the traffic.

The integrated steel frame, 18-inch six-spoke aluminium wheels, telescopic front forks and twin rear shocks provide a perfect balance between straight stability and cornering feedback. When things get really tight, the slim body, feather light 128 kg kerb weight and wide handlebars – with 45° lock left and right – allow swift manoeuvring in and out of tight spaces.

18



A1
Licence



10.5 bhp
@ 7,750 rpm
Max Power Output

10.2 Nm
@ 6,250 rpm
Max Torque

128 kg
Kerb Weight



KEY FEATURES



PGM-FI



HECS3



EURO 4



C-ABS

Discover more at honda.co.uk

Images depict 2016 model.





POCKET PERFORMER

Unique, unconventional, with an attitude all of its own, the MSX125 may be compact and incredibly nimble, but it rides and feels like a much bigger machine. Clutch, gear change and throttle control are all operated in the same way you would a full sized bike, while underneath its bold muscular body are a whole host of features that create a balanced, agile and comfortable ride. These include a mono-backbone steel frame, 31 mm inverted front forks and 120 front /130 rear tyres on 12" wheels with 'Y' shaped spokes.

The MSX125's PGM-FI engine ensures a responsive, economic and efficient ride. The MSX125 punches above its weight with hydraulic single disc brakes providing assured stopping in all conditions. A powerful projector headlight and LED tail-light give's you added road presence. For 2017, ABS brakes and EURO4 compliance are new additions to the MSX125's appeal.

If you're looking for serious fun, look no further than the MSX125.



A1
Licence

9.7 ^{bhp}
@ 7,000 rpm
Max Power Output

765 mm
Seat Height

101.7 ^{kg}
Kerb Weight



KEY FEATURES



PGM FI



HECS3



EURO 4



C-ABS

Discover more at honda.co.uk

Images depict 2016 model.





TOURING RANGE



The great open road. The world at your feet. Ready for you to explore. What better way to get around than aboard a Honda. Advanced technologies and renowned craftsmanship mean these motorcycles are designed for long and unforgettable journeys. Start exploring.





UNMISTAKABLE PRESENCE

Since 1975, the Gold Wing has set the standard for a luxurious tourer. No other two-up motorbike can match the combination of power and refinement. Luxury is fitted as standard, but underneath the surface is a powerful touring machine. The unique fuel-injected 1,832cc flat-six engine delivers tireless power with amazing smoothness and lack of noise. Combine this with all the practicality you need for a long trip and a bold dynamic design, and it's clear this is no ordinary bike. Travel Gold Wing class and discover a supremely comfortable and rewarding way to see the world.

The Gold Wing's five-speed gearbox comes complete with overdrive and shaft final drive. The result is smooth power with low cruising revs, more comfort and less fuel use. The Gold Wing lets you cruise the world in style, but also in safety. Honda's Combined ABS (C-ABS) means safe handling and braking, even when fully loaded.

The front fairing has been designed to improve protection against wind and weather and is supported by heated handlebar grips and seats and a foot warming system. The 6-speaker 80W SRS surround system plays MP3, WMA and AAC music files and can connect to an iPod*, iPhone* or USB stick. With over 150 litres of secure luggage capacity, large panniers, fairing pockets and top box, you can take everything you need no matter how far you're travelling.



A
Licence

1,832 cc
6 Cylinder
Engine

25 litres
Fuel Tank Capacity

150 litres
Luggage Capacity



KEY FEATURES



PGM FI



HECS3



ABS



HISS



EURO 3



SDBV

Discover more at honda.co.uk

*iPod and iPhone are trademarks of Apple Inc.



VFR

CHASE YOUR DREAM

With the VFR800F, the moments you live for become even easier to reach, thanks to a range of innovative features and a 10 kg weight reduction over the previous model. To begin with, its legendary 782cc, liquid-cooled V4-VTEC engine has more low down torque, with pumped up mid-range and smooth, seamless transition towards peak power. The aluminium twin-spar frame has been honed and matched to a new Pro-arm swingarm with Pro-Link rear suspension, balanced at the front with 43mm telescopic fork, powerful radial-mount four-piston front brake calipers and twin 310mm floating discs, plus a 256mm rear disc.

The VFR800F is also loaded with hard working technology that makes riding easy. Honda's Traction Control System (TCS) ensures consistent rear wheel drive while the Anti-Lock Braking System (ABS) delivers safe and secure stopping no matter the weather. 5-stage heated grips (with dash indicator) are fitted as standard and the indicators self-cancel when they should, thanks to lean and wheel speed sensors, and computer control. Finally, its sleek, sporty styling is matched by effortless comfort thanks to a seat height that can be adjusted to 789mm or 809mm and sleek fairing that provides ample protection from the elements.

A
Licence
104.5 bhp
@ 10,250 rpm

Max Power Output
V4
Engine
242 kg

Kerb Weight


KEY FEATURES



PGM FI



HECS3



ABS



HISS



EURO 4



LED LIGHTS



SDBV

 Discover more at honda.co.uk


SPECIFICATIONS

	CB1100RS	CB1100EX
Engine		
Engine Type	Inline four-cylinder, air and oil-cooled, DOHC	Inline four-cylinder, air and oil-cooled, DOHC
Displacement	1,140 cm ³	1,140 cm ³
Max Power Output	88.5 bhp @ 7,500 rpm	88.5 bhp @ 7,500 rpm
Max Torque	91 Nm @ 5,500 rpm	91 Nm @ 5,500 rpm
Fuel Tank Capacity	16.8 litres	16.8 litres
Fuel Consumption	-	-
CO ₂ Emissions	-	-
Chassis		
L × W × H	2,180 × 800 × 1,100 mm	2,200 × 830 × 1,130 mm
Seat Height	795 mm	790 mm
Ground Clearance	130 mm	135 mm
Kerb Weight	252 kg	255 kg

Colours



	NC750S	CB650F	CB500F
Engine			
Engine Type	Liquid-cooled 4-stroke 8-valve, SOHC parallel 2-cylinder	4-cylinder, liquid-cooled, 4-stroke, DOHC, 4-valves	Liquid-Cooled, parallel twin
Displacement	745 cm ³	649 cm ³	471 cm ³
Max Power Output	54 bhp @ 6,250 rpm	89.8 bhp @ 11,000 rpm	46.9 bhp @ 8,500 rpm
Max Torque	68 Nm @ 4,750 rpm	64 Nm @ 8,000 rpm	43 Nm @ 7,000 rpm
Fuel Tank Capacity	14.1 litres	17.3 litres	16.7 litres
Fuel Consumption	80.8 mpg (DCT* 80.8 mpg)	59.3 mpg	83 mpg
CO ₂ Emissions	81 g/km	109 g/km	-
Chassis			
L × W × H	2,215 × 775 × 1,130 mm	2,110 × 775 × 1,120 mm	2,080 × 790 × 1,060 mm
Seat Height	790 mm	810 mm	785 mm
Ground Clearance	140 mm	150 mm	160 mm
Kerb Weight	217 kg (227 kg DCT*)	208 kg	190 kg



SPECIFICATIONS

	REBEL	CB125F
Engine		
Engine Type	Liquid-cooled, DOHC	Air-cooled 4-stroke 2-valve OHC single with balancer shaft
Displacement	471 cm ³	124.7 cm ³
Max Power Output	45.6 bhp @ 8,500 rpm	10.5 bhp @ 7,750 rpm
Max Torque	43.2 Nm @ 6,000 rpm	10.2 Nm @ 6,250 rpm
Fuel Tank Capacity	11.2 litres	13 litres
Fuel Consumption	73.4 mpg	144.9 mpg
CO ₂ Emissions	-	-
Chassis		
L x W x H	2,190 x 820 x 1,090 mm	2,035 x 765 x 1,080 mm
Seat Height	690 mm	775 mm
Ground Clearance	135 mm	160 mm
Kerb Weight	190 kg	128 kg

Colours



Graphite Black

Matt Armored Silver Metallic



Millennium Red



Onyx Blue Metallic

Pearl Sunbeam White



Pearl Twinkle Yellow

Candy Blazing Red

Images depict 2016 model.

	MSX125	GL1800 GOLD WING	VFR800F
Engine			
Engine Type	2-valve air-cooled single cylinder	Liquid-cooled 4-stroke 12-valve SOHC flat-6	Liquid-cooled 4-stroke 16-valve DOHC 90° V-4
Displacement	124.9 cm ³	1,832 cm ³	782 cm ³
Max Power Output	9.7 bhp @ 7,000 rpm	116.7 bhp @ 5,500 rpm (95/1/EC)	104.5 bhp @ 10,250 rpm
Max Torque	10.9 Nm @ 5,500 rpm	167 Nm @ 4,000 rpm (95/1/EC)	75.1 Nm @ 8,500 rpm
Fuel Tank Capacity	5.5 litres	25 litres	21.5 litres
Fuel Consumption	-	43 mpg (WMTC mode)	54.8 mpg (WMTC mode)
CO ₂ Emissions	-	-	-
Chassis			
L x W x H	1,760 x 755 x 1,010 mm	2,630 x 945 x 1,455 mm	2,134 x 748 x 1,203 mm
Seat Height	765 mm	740 mm	789 mm/809 mm
Ground Clearance	160 mm	125 mm	126 mm
Kerb Weight	101.7 kg	413 kg	242 kg



Matt Axis Grey Metallic

Pearl Himalayan White



Pearl Valentine Red

Lemon Ice Yellow



Pearl Glare White

Matt Altair Silver Metallic



Candy Prominence Red



Digital Silver Metallic

Victory Red

Images depict 2016 model.

HONDA TECHNOLOGY

Honda has developed and applied many innovative technologies for its motorcycling range, designed to have the greatest possible benefit for you and the world around you.



ANTI-LOCK BRAKING SYSTEM

Reduces braking pressure by monitoring the wheel speed, preventing the wheels from locking up.



COMBINED BRAKE SYSTEM

Actuates both front and rear brakes when the rear brake pedal (or lever) is engaged, for a smooth and confident balance of braking control.



DUAL CLUTCH TRANSMISSION

Combines the riding enjoyment of a manual transmission with the convenience of an automatic, delivering enhanced comfort and sporty performance.



EURO 4

Complies with EURO 4 emissions regulations.



HONDA EVOLUTIONAL CATALYSING SYSTEM

Oxygen-sensing system maintains an optimal air/fuel mixture for the most effective catalytic reduction of exhaust emissions.



HONDA IGNITION SECURITY SYSTEM

Only allows the bike to be started by its original encoded keys to effectively protect against theft.



HONDA MULTI-ACTION SYSTEM

Cartridge-type front fork and rear damper design ensures a confident balance of compliant damping and precise handling.



IDLE STOP SYSTEM

Automatically stops the engine running after three seconds at idle and restarts it instantly with a twist of the throttle, helping to reduce emissions and fuel consumption.



LED LIGHTS

Brighter and more energy efficient than traditional bulbs, with no time delay and a longer life.



PROGRAMMED FUEL INJECTION

Map-type computerised system maintains strong power and responsive performance in all conditions.



SHOWA DUAL BENDING VALVE

Showa Dual Bending Valve forks improve ride comfort and handling by delivering proportional rebound damping with firmer compression damping.



V-MATIC TRANSMISSION

Belt-converter transmission with advanced three-stage operation provides seamless shifting throughout a wide range of speeds delivered with twist-and-go ease.



SKILL UP WITH HONDA

Making biking better for all.

As one of the world's leading motorcycle brands, Honda want everyone to enjoy the freedom of the road safely and confidently. So we've taken Motorcycle training and tailored it to your needs, opening up possibilities for riders of all levels.

Whether you're an absolute beginner, you want to step up your licence, or just want a refresher course - we offer a winning combination of approved Honda instructors and the latest Honda bikes.

We offer a full range of courses from Compulsory Basic Training (your starting point for all licence options) through to our full licence courses. If you have a full licence but haven't ridden for a while, we have a special Back to Biking refresher course. Or if you just want a taste of what it's like to ride a bike, then there is the Honda Motorcycle Experience.

For details of our growing network of Honda School of Motorcycling and Approved Honda School of Motorcycling Training partner locations, please call the Honda Training Contact Centre.


For more information: 0845 490 0134



THE POWER OF DREAMS

The first product to bear the Honda name was an auxiliary engine for bicycles. Adding power to the bicycle made life a bit easier for people and made getting around more fun. Right from the beginning, Honda was about creating things that people truly need – things that had never before existed.

It takes independent thinking, audacity and imagination to follow ideas wherever they lead. It also takes determination; the passion, tenacity and innovation to never allow the dream to die and to shape dreams into products for the world. To realise this dream as the world prepares for a low-carbon future, Honda is leading the way in addressing the needs of people all over the globe with advanced fuel infrastructure. From bikes to cars, boats to planes and even to the way we fuel our homes and workplaces, our passion for innovation and our desire to make life better for all just goes from strength to strength.





The specific details of this brochure do not apply to any particular product supplied or offered for sale. Manufacturers reserve the right to vary specifications, including colours, with or without notice at such times in such manner as deemed appropriate. Major as well as minor changes may be involved. Every effort, however, is made to ensure the accuracy of the particulars contained in this brochure. Consult your Dealer for details regarding the specifications of any featured product. This publication shall not constitute - under any circumstances whatsoever - an offer by the Company to any individual. All sales are made by the Distributor or Dealer subject to and with the benefit of the standard Conditions of Sale and Warranty provided by the Distributor or Dealer, copies of which may be obtained upon request. While efforts are made to ensure specification accuracy, brochures are prepared and printed several months in advance of distribution and consequently cannot always immediately reflect either changes in specification or in some isolated cases the provision of a particular feature. Customers are always advised to discuss specific details with the supplying Dealer, especially if a selection is dependent upon one of the features advertised. Images in this brochure show optional accessories that are not standard equipment. Please contact your local dealer for information and specifications. Please note that the fuel consumption figures provided are results obtained by Honda under standardised testing conditions prescribed by WMTC. Tests are conducted on a rolling road using a standard version of the vehicle with only one rider and no additional optional equipment. Actual fuel consumption may vary depending on how you ride, how you maintain your vehicle, weather, road conditions, tyre pressure, installation of accessories, cargo, rider and passenger weight, and other factors. You accept that if you do go ahead and make a purchase or enter into any kind of transaction, whether for payment or not, you did so entirely in reliance on your own skill and judgement and not on that of anyone else.

RIDE WITH STYLE Read the owner's manual thoroughly. Get to know your machine and its capabilities. Concentration assists anticipation. Observe other road users' movements. Brake in plenty of time. Always wear a helmet and quality kit, ride fit and NEVER after drinking alcohol. Images shown in this brochure include some off-road riding carried out by professional riders in a controlled environment which should not be replicated on public roads. Good roadcraft and courtesy identify the skilled and stylish rider. Honda endorse the law that all helmet visors must comply with BS 4110. Visors that transmit less than 50% of visible light cannot legally be used on the road.

Honda Motor Europe - Motorcycles

Cain Road, Bracknell, Berkshire, RG12 1HL England
www.honda.co.uk



Please don't bin me.
Pass me on to a
friend or recycle me.

Honda Motor Europe sources
paper responsibly from
manufacturers within the EU.



**BLUE SKIES FOR
OUR CHILDREN**