

F
E
E
C

ENGLISH





TABLE OF CONTENTS

AMT – Proven Quality at Sea	4
The AMT Boats have it all	6
R MODELS	
AMT 150 R	8
AMT 160 R	10
AMT 185 R	12
BR MODELS	
AMT 170 BRs	14
AMT 190 BR	16
AMT 200 BR	20
AMT 230 BR	22
DC MODELS	
AMT 200 DC	24
AMT 230 DC	28
HT MODELS	
AMT 190 HT	32
AMT 215 PH	34
Contact Information	40

AMT
PREMIUM BOATS

150 R



160 R



185 R



170 BRs



190 BR



200 BR



230 BR



200 DC




230 DC



190 HT



215 PH



R MODELS

Common to all R series models are spacious deck areas and a wider steering console. This space solution makes moving around on the boat easier. The R models are ideal for fishing, transporting freight, commuting or as a general use boat.

BR MODELS

The features of the Bowrider models include an open bow, a wide windshield that opens in the middle, ample storage space and sheltered and comfortable room for all passengers. These boats are ideal for transporting passengers, water sports, commuting or as a general use boat.

DC MODELS

A typical Daycruiser model feature is the large open aft space that offers spaciousness for travel and spending time onboard. The sheltered bow cabin is perfect for an overnight stay. These boats are best suited for day cruises, outings, water sports and passenger transport.

HT MODELS

As the name indicates, the Hardtop models are equipped with a hard top. The covered design offers sheltered space for travel and overnight stays. These boats are designed for users who want to be out at sea regardless of weather conditions.

AMT - PROVEN QUALITY AT SEA

A PIONEER OF 30 YEARS

In 1986, the boat and motor division of Finland's largest central wholesaler asked Aimo Mustonen to establish a boat factory for designing and manufacturing a proprietary boat range for the company. The central wholesaler had had its proprietary brand for years, and the range available at the time mainly consisted of products from different boat manufacturers, marketed under the wholesaler's own brand. The new range was to be designed and manufactured to be competitively priced even though the distribution chain was one link longer than that of competitors.

The development of AMT-Veneet Oy's production facility was launched immediately, including a global survey on small boat manufacturing. The actual production began on November 4, 1987. Staff at the production facility had been trained in AMT's new and effective serial production methods, and within a few months, production volumes surpassed those of competitors that used traditional methods.

In addition to manufacturing, AMT's operations included structural design of boats, selection and procurement of materials and accessories as well establishment of an ex-

tremely effective component manufacturer network. AMT also handled boat certification and distribution to retailers and importers.

Boats manufactured by AMT very quickly became a staple of quality in their size classes which others aspired to achieve and were benchmarked against. AMT continued as the contract manufacturer of the central wholesaler until 2005 when it decided to discontinue the collaboration. During that time, more than 30 boat models were designed, and more than 25,000 boats were manufactured at the company's two production facilities.

In the latter half of 2005, AMT launched the development of its proprietary boat range. Switching from contract manufacturing to proprietary products offered the company better opportunities to apply and gain benefits from its expertise. Many features enhancing safety and comfort that had not been feasible earlier due to cost reasons could be implemented in the company's own models. The first five models were introduced at the 2006 Helsinki International Boat Show. During the past ten years, the range has grown to a total of 11 boats in size classes 4,5 to 6,9 meters.

TRAILBLAZER AND TEST WINNER

AMT designs, develops and manufactures its own products. The company has also developed special 3D design software that directly controls the machining units and enables simultaneous manufacturing of prototypes and molds of all parts of a boat. This method offers excellent measurement accuracy, and it has taken the use of space and, most of all, safety in the design of the AMT range to a whole new level.

The end result is AMT boats that meet the needs of the most demanding boaters. Ever since they were first introduced, AMT boats have been extremely successful in product tests and comparisons conducted by both Finnish and international boating magazines.

AMT
PREMIUM BOATS

TOTALLY FINNISH

The AMT boats are as Finnish as they come, designed and manufactured by Finnish professionals. AMT was the first boat brand to receive the “key flag” award by the Association for Finnish Work in recognition of the domestic origin of the products. The AMT boats are manufactured in two modern factories in Kontiolahti in the Northern Karelia region, with capacity to build up to 1 600 boats per year. AMT is also a significant exporter, selling boats abroad, in e.g. Norway, Sweden, UK, Germany, Russia Denmark, Estonia, Netherlands, Switzerland and Turkey.

DRIVEABILITY – COMFORT – SAFETY

Those three words sum up the basic concept of the AMT boats.

Driveability – the performance provided by the Honda four-stroke engines and the maneuverability of the boats have been ranked excellent in several tests by boat magazines.

Comfort – the design of the boats’ details incorporates solutions that increase the comfort of the pilot and passengers. The standard of the equipment of the boats is second to none in each size class.

Safety – all design builds on unyielding safety. The boats incorporate a unique construction that makes them unsinkable as well as numerous other structural safety features.

AMT AND HONDA – MADE FOR EACH OTHER

Each AMT boat model has been designed to be compatible with Honda four-stroke outboard engines with factory pre-rigged remote control devices and gauges. AMT and Honda are a match that offers optimal compatibility of the boat and engine in all aspects, providing the customer with the best possible performance and fuel efficiency.

HONDA
MARINE

ENGINEERING FOR *Life*



THE AMT BOATS HAVE IT ALL

MODERN DESIGN AND PRACTICALITY

From the very beginning, AMT's philosophy in boat manufacturing has been to build top quality boats at a customer-friendly price. That's why the cost-quality ratio of the AMT boats must always be the best in its class. You often hear that design and practicality do not mix. AMT proves this completely untrue by combining modern, streamlined design with practicality into a seamless whole in which meticulously planned structural solutions and carefully designed details complement each other. This is made possible by the extensive experience of the AMT professionals in both boating and boat building.



UNSINKABLE CONSTRUCTION

All models incorporate AMT's proprietary, unique unsinkable construction we have named "Aina rantaan" (Always to Shore) that significantly increases the safety of the boat. The true benefit of the construction is its ability to provide the boat high enough buoyancy even after touching ground to enable the outboard engine to function. The boat can be safely navigated to shore or to dock. Floatation is provided by a completely sealed inner hull and watertight laminated bottoms in all storage spaces. Closing the self-bailing outlets in the open space prevents the entry of water into the boat's interior, in case the boat would be so badly damaged that the entire intermediate floor filled with water.

SELF BAILING

All AMT boats feature an automatic rain water drainage system. In our experience, the single most important reason for a boat to sink is a failure in the rain water drainage system. We wanted to prevent this and developed a fully new structure, made completely of fiberglass. The entire rain water drainage piping is laminated into the boat's longitudinal stringers and contains no hoses, hose clamps or separate lead-throughs that could potentially fail. In addition, the inner diameter of the drainage piping is standard throughout its length, preventing "bottlenecks" that might accumulate debris and block the drainage system.



SECURMARK ANTI-THEFT MARKING

All AMT boats are factory-fitted with a Securmark anti-theft marking. AMT is always identifiable and thus secure to buy and to own.



ABLOY ONE-KEY SYSTEM

The storage spaces are equipped with integrated locks, and the boat also comes with a separate docking lock. All locks are manufactured by Abloy of Finland and serialised to lock with the same key. (optional R serie models)



AMT minimizes emissions by using low emission chemicals and environmentally conscious suppliers.



CUSHIONS

Stylish grey, made-to-fit seat cushions give the final touch to comfortable boating.




EASY TO MAINTAIN AND SAFE DECK SURFACE

The stylish grey, roughened deck surface is easy to keep clean and provides good traction in any weather. Alternatively, high-quality teak sets are available for the boats.



FIRE EXTINGUISHER

A fire extinguisher approved by the authorities is mounted to an easy-to-reach place.



CANOPY STORAGE

The canopy comes with a storage system that protects it and keeps it readily available.




FENDERS

All boats come standard with four fenders, each with a tie-off line. The boat has designated mounting points and separate storage for the fenders.



FACTORY-INSTALLED HONDA INSTRUMENTS AND REMOTE CONTROL DEVICES

Each AMT model comes with a factory-installed remote control devices, instruments and even mounting bolts for the mounting of a Honda outboard engine suitable for the boat in question.




GRAB RAILS AND OTHER METAL PARTS

Stainless steel grab rails, cleats, handles, swim ladder and bow eye are robust enough to withstand wear and tear and any kind of weather.



FIXED FUEL TANK

Adding safety and practicality to your boating experience, the fixed fuel tank volume is 60 to 140 litres depending on the boat model (excluding 150R/160R).



BOATING ACCESSORIES

Each AMT boat comes with three mooring lines, an anchor with an anchor line, boat hook, paddle and a reserve fuel tank. And there's more: all of these have designated storage spaces where they are always within easy and convenient reach.

R MODELS

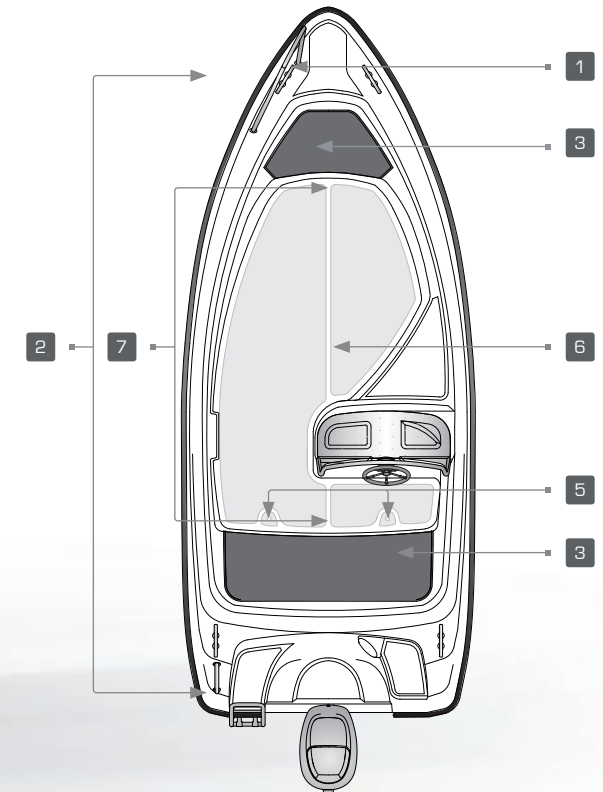


AMT 150 R

An entry model, that brings the high AMT quality to the 4.5-meter class. This easy-to-use, multipurpose boat with high sides and a deep V hull is ideal as both a summer cottage boat and a stylish city cruiser. Thanks to its safety, the model suits well for independent younger boaters as well. The steady and easy-to-clean construction makes this model an excellent choice for fishing and commuting. Due to its light weight, AMT 150 R requires less engine power. In addition, it is low-priced, so its total cost of usage remains reasonable. AMT 150 R features an unsinkable "always to shore" structure, as well as AMT's proprietary and unique self bailing system that is clog-free.



- 1 The sturdy bow railing makes it easy to step onboard.
- 2 The deep 18-degree V hull ensures comfortable driving in harsher conditions as well.
- 3 Foam plastic seat covers / non-skid treatment increase comfort and safety.
- 4 A robust windshield equipped with a railing protects against wind and rain.
- 5 Self bailing. AMT's unique mold-laminated draining system is reliable and maintenance-free.
- 6 The stylish grey deck surface is easy to keep clean and the high-quality roughening makes walking safe.
- 7 The locks of two storage boxes are serialised for the same Abloy key. The one-key system is a feature you will appreciate (optional).



- ✓ Grey deck surface
- ✓ Self bailing deck
- ✓ Unsinkable Always to shore -structure
- ✓ Storage capacity 2 pcs
- ✓ Windshield with stainless steel frame
- ✓ One anchor/rope box in aft
- ✓ LED navigation lights
- ✓ 12 V power output
- ✓ Electric bilge pump
- ✓ Mooring lines
- ✓ Fenders with tieoff lines
- ✓ Anchor with an anchor line
- ✓ Boat hook/paddle
- ✓ Fire extinguisher
- ✓ Detached reserve fuel tank
- ✓ Securmark anti-theft marking
- ✓ Honda pre-rigged

- x Keel guard
- x Canopy
- x Seat cushions
- x Mid seat
- x Integrated Abloy-locks
- x Grab rails
- x Cockpit cover
- x Mooring cover
- x Console cover
- x Raymarine a78 -navigation pack

✓ standard X optional

Length (cm)	450
Width (cm)	195
Weight (kg)	350
Deadrise (°)	18
Max. passengers	5
Recommended engine size (hp)	30-50
Rigging length	L
Speed (knots)	30 hp / 2 persons 25 kts
	40 hp / 2 persons 28 kts
	50 hp / 2 persons 30 kts

R MODELS

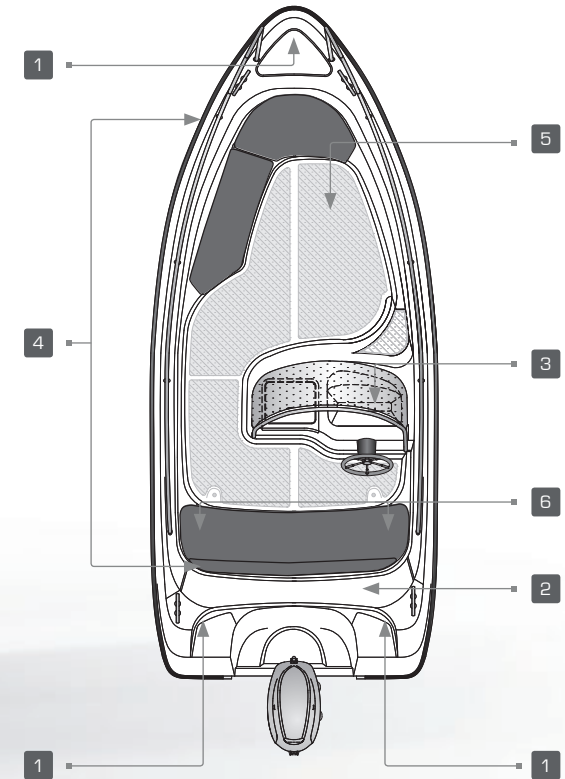


AMT 160 R

Extremely spacious in its size class, the AMT 160 R is a stable 4.70 metre starboard console boat for general use. The boat's sturdy construction and high sides make it safe to operate even in rougher than usual waters. The well-organised interior layout and meticulous use of space leave plenty of room for both passengers and their belongings. The AMT 160 R offers luxury and comfort matching that of larger boats, not previously available in this size class.



- 1** Roomy and convenient rope boxes in the bow and aft. Individual storage for the ropes and the anchor provide quick and easy access.
- 2** The canopy has a spacious storage box for protected and convenient use.
- 3** A designated mounting spot for the chartplotter in the instrument panel. The plotter can be mounted on the panel or on a separate stand.
- 4** The locks of two storage boxes are serialised for the same Abloy key. The one-key system is a feature you will appreciate. (optional)
- 5** The stylish grey deck surface is easy to keep clean and the roughening makes walking safe.
- 6** Self bailing. AMT's unique mould-laminated drainage system is reliable and maintenance free due to its structure that is free of hoses, hose clamps or valves that can come loose.



- ✓ Grey deck surface
- ✓ Self bailing deck
- ✓ Unsinkable Always to shore -structure
- ✓ Storage capacity 2 pcs
- ✓ Mug holders
- ✓ Stainless steel grab rails
- ✓ Rope box in bow
- ✓ Two anchor/rope boxes in aft
- ✓ LED navigation lights
- ✓ 12 V power output
- ✓ Electric bilge pump
- ✓ Mooring lines
- ✓ Fenders with tieoff lines
- ✓ Anchor with an anchor line
- ✓ Boat hook/paddle
- ✓ Fire extinguisher

- ✓ Detached reserve fuel tank
 - ✓ Securmark anti-theft marking
 - ✓ Honda pre-rigged
 - x Fixed fuel tank 60 l
 - x Keel guard
 - x Canopy
 - x Seat cushions
 - x Integrated Abloy-locks
 - x Cockpit cover
 - x Mooring cover
 - x Console cover
 - x Fixed fuel tank
 - x Waterski pole
 - x Raymarine a78 -navigation pack
- ✓ standard X optional

Length (cm)	472
Width (cm)	205
Weight (kg)	450
Deadrise (°)	18
Max. passengers	5
Recommended engine size (hp)	40-60
Rigging length	L
Speed (knots)	40 hp / 2 persons 27 kts
	40 hp / 4 persons 25 kts
	60 hp / 2 persons 34 kts
	60 hp / 4 persons 32 kts

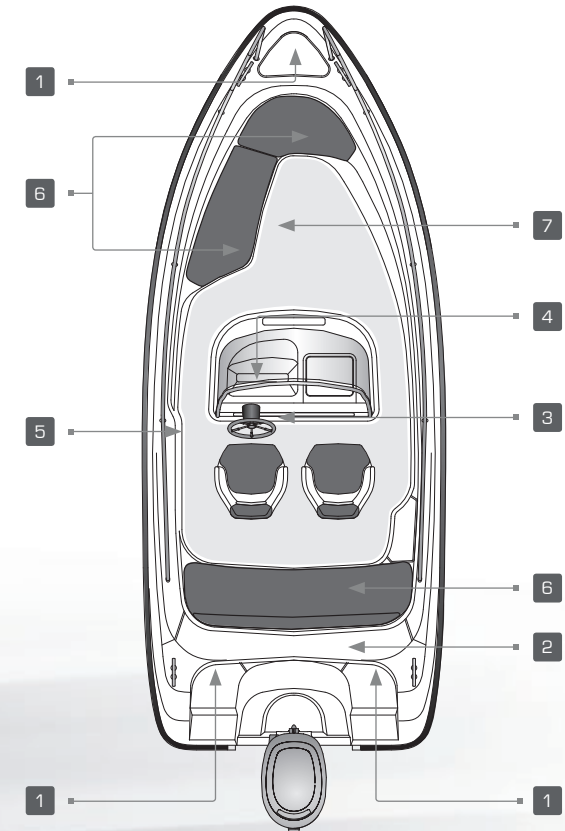
R MODELS



This center console boat is easy and fun to drive even in rougher waters. It is perfect for fishing and people moving. The large console protects the pilot while driving, offering excellent visibility in all directions, and driving is easy and safe in a standing position as well. The space arrangements make it very easy and safe to move around onboard, to fish and transport goods. Storage capacity exceptionally spacious for a center console boat makes the model a practical choice. Excellent seaworthiness, safe construction, and Honda's powerful and economical four-stroke engine guarantee your boating pleasure in all conditions.



- 1** Roomy and convenient rope boxes in the bow and aft. Individual storage for the ropes and the anchor provide quick and easy access.
- 2** The canopy has a spacious storage box for protected and convenient storing.
- 3** Standard hydraulic steering. Steering maintains its lightness and responsiveness in all situations.
- 4** A designated mounting spot for the chartplotter in the instrument panel. The plotter can be mounted on the panel or on a separate stand.
- 5** Lockable rod storage keeps rods intact and within easy reach in a dry space.
- 6** Six dry storage boxes fitted with Abloy locks that all lock with the same key. The boat's cushion set is easy to store in the storage boxes and there's still plenty of room for other equipment. (optional)
- 7** The stylish grey deck surface is easy to keep clean and the roughening makes walking safe.



- ✓ Grey deck surface
- ✓ Self bailing deck
- ✓ Unsinkable Always to shore -structure
- ✓ Comfort seats with seat covers
- ✓ Storage capacity 6 pcs
- ✓ Mug holders
- ✓ Stainless steel grab rails
- ✓ Hydraulic steering
- ✓ Fixed fuel tank 100 l
- ✓ Rope box in bow
- ✓ Two anchor/rope boxes in aft
- ✓ LED navigation lights
- ✓ 12 V power output
- ✓ Electric bilge pump
- ✓ Mooring lines
- ✓ Fenders with tieoff lines
- ✓ Anchor with an anchor line
- ✓ Boat hook/paddle

- ✓ Fire extinguisher
- ✓ Detached reserve fuel tank
- ✓ Securmark anti-theft marking
- ✓ Honda pre-rigged
- x Keel guard
- x Canopy
- x Seat cushions
- x Integrated Abloy-locks
- x Teak set
- x Trim tabs
- x Mooring cover
- x Console cover
- x Waterski pole
- x Raymarine a78 -navigation pack
- ✓ standard X optional

Length (cm)	550
Width (cm)	224
Weight (kg)	630
Deadrise (°)	20
Max. passengers	7
Recommended engine size (hp)	80-115
Rigging length	L
Speed (knots)	75 hp / 2 persons 35 kts
	75 hp / 4 persons 33 kts
	115 hp / 2 persons 40 kts
	115 hp / 4 persons 38 kts

BR MODELS

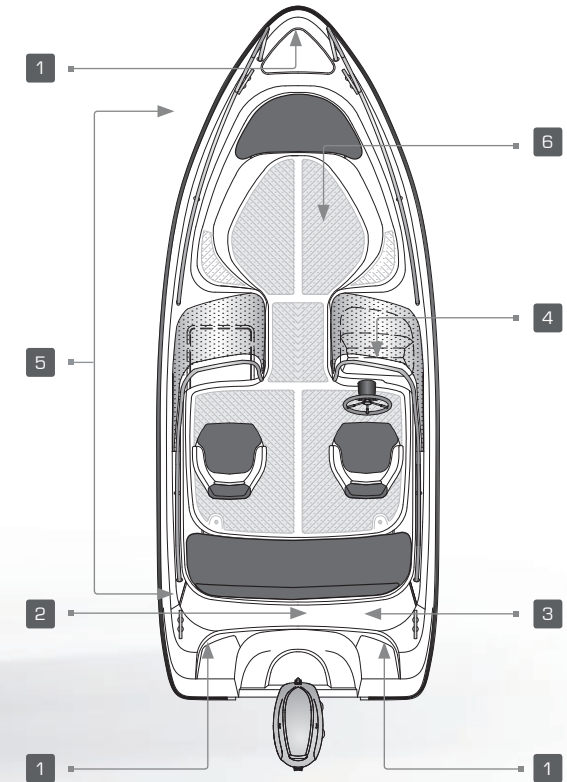


AMT 170 BRs

A boat for general purpose and day cruising, suitable for the whole family. The space arrangements ensure a pleasant ride for the entire family thanks to the protection provided by the windscreen and canopy. All space details have been carefully planned in the layout, and this boat truly has the feel of a boat one size class bigger. The deep v-shaped hull offers a smooth ride through the waves, directing the splashing water to the sides. Boating is safe and comfortable even if the waters get a bit rough.



- 1** Roomy and convenient rope boxes in the bow and aft. Individual storage for the ropes and the anchor provide quick and easy access.
- 2** A fixed 60-litre fuel tank is safe and convenient to use.
- 3** The canopy has a spacious storage box for protected and convenient storing.
- 4** A designated mounting spot for the chartplotter in the instrument panel. The plotter can be mounted on the panel or on a separate stand.
- 5** Five dry storage boxes fitted with Abloy locks that all lock with the same key. The boat's cushion set is easy to store in the storage spaces and there's still plenty of room for other equipment.
- 6** The stylish grey deck surface is easy to keep clean and the roughening makes walking safe.



- ✓ Grey deck surface
- ✓ Self bailing deck
- ✓ Unsinkable Always to shore –structure
- ✓ Comfort seats with seat covers
- ✓ Seat cushions
- ✓ Storage capacity with integrated Abloy-locks 5 pcs
- ✓ Mug holders
- ✓ Stainless steel grab rails
- ✓ Fixed fuel tank 60 l
- ✓ Rope box in bow
- ✓ Two anchor/rope boxes in aft
- ✓ LED navigation lights
- ✓ 12 V power output
- ✓ Electric bilge pump
- ✓ Separate Abloy -padlock
- ✓ Mooring lines
- ✓ Fenders with tieoff lines
- ✓ Anchor with an anchor line

- ✓ Boat hook/paddle
- ✓ Fire extinguisher
- ✓ Detached reserve fuel tank
- ✓ Securmark anti-theft marking
- ✓ Honda pre-rigged
- x Keel guard
- x Canopy
- x Teak set
- x Cockpit cover
- x Mooring cover
- x Bow cover
- x Waterski pole
- x Raymarine a78 -navigation pack

✓ standard X optional

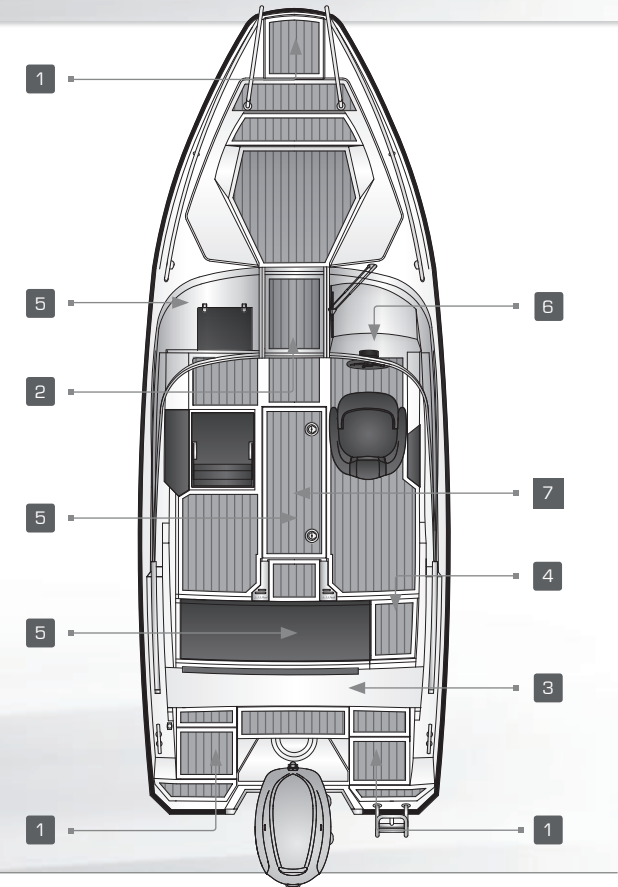
Length (cm)	502
Width (cm)	205
Weight (kg)	500
Deadrise (°)	20
Max. passengers	6
Recommended engine size (hp)	50-80
Rigging length	L
Speed (knots)	50 hp / 2 persons 28 kts
	50 hp / 4 persons 26 kts
	75 hp / 2 persons 35 kts
	75 hp / 4 persons 33 kts



AMT 190 BR

The all new AMT 190 BR is the first model to unveil the new AMT design. The AMT 190 BR has a sporty hull that runs smooth in all conditions. The walkthrough layout makes it safe and easy to board the boat both from the bow and the aft. Good fuel economy, excellent maneuverability, vast storage spaces and extreme spaciousness are some of AMT 190 BR's points of focus. High-quality materials and components, as well as a modern new design, gives 190 BR that extra feel of luxury and comfort. Hydraulic steering, fixed fuel tank, canopy and a windshield wiper comes as standard and you can add a refrigerator, audio player, sunbed if desired.

- 1** Roomy and convenient rope boxes in the bow and aft. Individual storage for the ropes and the anchor provide easy access.
- 2** The opening windshield makes moving around on the boat easier. When the inner door is closed, the windshield provides excellent cover.
- 3** The canopy has a spacious storage box for protected and convenient storing.
- 4** The walkthrough design makes it easy and safe to access the bow and the aft deck.
- 5** Four dry storage boxes fitted with integrated Abloy-locks.
- 6** A designated mounting spot for the chartplotter.
- 7** The stylish grey deck laminate is easy to keep clean and makes walking safe.



- ✓ Self bailing deck
- ✓ Unsinkable construction
- ✓ Grey deck laminate
- ✓ Comfort seat with seat cover
- ✓ Seat cushions
- ✓ Canopy with canopy storage
- ✓ Storage capacity with integrated Abloy-locks 4 pcs
- ✓ Abloy padlock
- ✓ Mug holders
- ✓ Stainless steel grab rails
- ✓ Windshield wiper
- ✓ Hydraulic steering
- ✓ Fixed fuel tank 95 L
- ✓ Rope box in bow
- ✓ Two anchor /rope boxes in aft
- ✓ LED navigation lights
- ✓ 12 V power output 2 pcs

- ✓ Electrical bilge pump
- ✓ Mooring lines
- ✓ Fenders with tieoff lines
- ✓ Fender holders
- ✓ Anchor with anchor line
- ✓ Boat hook/paddle
- ✓ Fire extinguisher
- ✓ Detached reserve fuel tank
- ✓ Securmark anti-theft marking
- ✓ Honda pre-rigged
- x Keel guard
- x Bow cushions
- x Teak set
- x Teak laminate set
- x Trim tabs with display
- x Port windshield wiper
- x Table

- x L-sofa and sunbed
- x Cockpit cover
- x Mooring cover
- x Bow cover
- x Waeco CD 20 refrigerator
- x Dual battery
- x Waterski pole
- x Audio player + speakers 2 pcs
- x Deck lights (LED)
- x Raymarine a78 -navigation pack
- x Raymarine a98 -navigation pack

✓ standard X optional

Length (cm)	560
Width (cm)	225
Weight (kg)	700
Deadrise (°)	20
Max. passengers	7
Recommended engine size (hp)	80-115
Rigging length	L
Speed (knots)	80 hp / 2 persons 34 kts
	100 hp / 2 persons 36 kts
	115 hp / 2 persons 38 kts





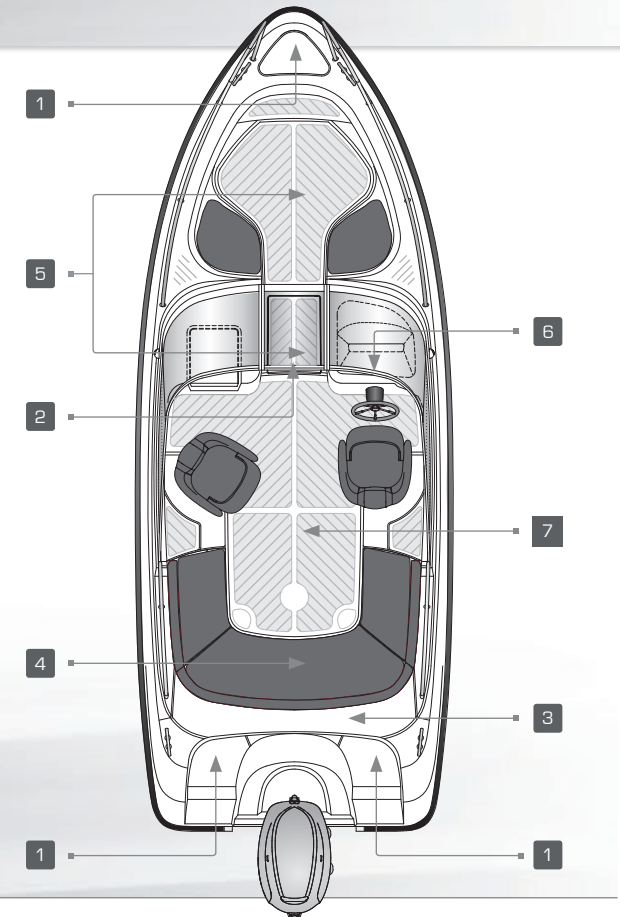


AMT 200 BR

This bow rider version of our super popular AMT 200 DC is fun, fast and safe to drive. In addition, it is the most spacious in its class. That's why AMT 200 BR is a true multipurpose boat that is equally suitable for commuting, cruising, water sports and fishing. The standard equipment follows the familiar AMT level, including a canopy in the aft, hydraulic steering and lockable storage, among other things.



- 1** Roomy and convenient rope boxes in the bow and aft. Individual storage for the ropes and the anchor provide easy access.
- 2** The opening windshield makes moving around on the boat easier. When the inner door is closed, the windshield provides excellent cover.
- 3** The canopy has a spacious storage box for protected and convenient storing.
- 4** The spacious U-shaped sofa comfortably seats as many as five people. It can be unfolded into a sun bed.
- 5** Six dry storage boxes fitted with Abloy locks all lock with the same key. The front deck is a couple of steps higher than the rest of the deck and features a large storage space equipped with a door for storing e.g. water skis and fishing poles.
- 6** A designated mounting spot for the chartplotter.
- 7** The stylish grey deck surface is easy to keep clean and the roughening makes walking safe.



- ✓ Grey deck surface
- ✓ Self bailing deck
- ✓ Always to shore -structure
- ✓ Comfort seats with seat covers
- ✓ Seat cushions
- ✓ Canopy with canopy storage
- ✓ Storage capacity with integrated Abloy-locks 7 pcs
- ✓ Mug holders
- ✓ Stainless steel grab rails
- ✓ Windshield wiper
- ✓ Hydraulic steering
- ✓ Fixed fuel tank 140 l
- ✓ Rope box in bow
- ✓ Two anchor/rope boxes in aft
- ✓ LED navigation lights
- ✓ 12 V power output 2 pcs
- ✓ Manual bilge pump

- ✓ Separate Abloy -padlock
- ✓ Mooring lines
- ✓ Fenders with tieoff lines
- ✓ Fender holders
- ✓ Anchor with an anchor line
- ✓ Boat hook/paddle
- ✓ Fire extinguisher
- ✓ Detached reserve fuel tank
- ✓ Securmark anti-theft marking
- ✓ Honda pre-rigged
- x Keel guard
- x Bow cushions
- x Teak set
- x Teak laminate set
- x Trim tabs
- x Port windshield wiper
- x Table, stand and sun mattress

- x Cockpit cover
- x Mooring cover
- x Bow cover
- x Webasto 2000 heater
- x Waterski pole
- x Waeco CDF-18 cooler (portable)
- x Waeco CD-30 -drawer fridge
- x Pressurised water system
- x Audio player + speakers 2 pcs
- x Audio player + speakers 4 pcs
- x Deck lights (LED)
- x Raymarine a78 -navigation pack
- x Raymarine a98 -navigation pack

✓ standard X optional

Length (cm)	608
Width (cm)	235
Weight (kg)	900
Deadrise (°)	20
Max. passengers	7
Recommended engine size (hp)	115-150
Rigging length	X
Speed (knots)	115 hp / 2 persons 36 kts
	115 hp / 4 persons 34 kts
	150 hp / 2 persons 41 kts
	150 hp / 4 persons 39 kts

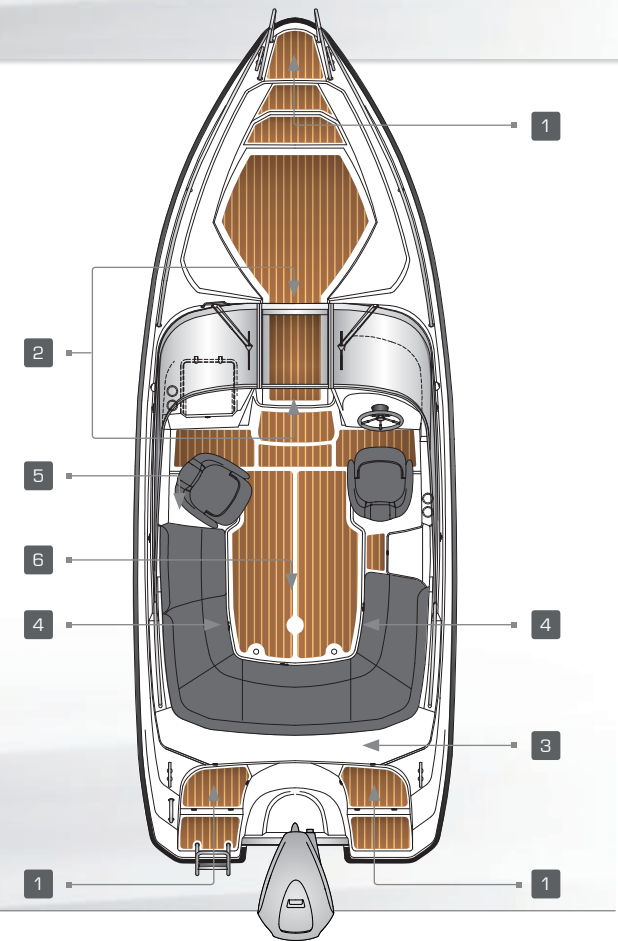


AMT 230 BR

AMT Boats expands its range of boats by bringing the bowrider 230 BR alongside its successful sister model 230 DC. AMT 230 BR has been specifically designed for consumers who desire a pleasure boat for quick and effortless boating. The spacious bow makes entering the boat safe and easy as well as allows for effortless loading and transporting of goods and items. All the boat's details from the canopy to the fenders have been designed for easy use.



- 1** Roomy and convenient rope boxes in the bow and aft. Individual storage for the ropes and the anchor provide quick and easy access.
- 2** The opening windshield makes moving around on the boat easier. When the inner door is closed, the windshield provides excellent cover.
- 3** The canopy has a spacious storage box for protected and convenient storing.
- 4** Six dry storage boxes fitted with Abloy locks that all lock with the same key.
- 5** The table can be stowed in the spacious deck storage box between the consoles.
- 6** The large open area can be modified to accommodate get-togethers with friends, sun bathing and traveling.



- ✓ Self bailing deck
- ✓ Always to shore –structure
- ✓ Grey laminate set
- ✓ Comfort seats with seat covers
- ✓ Seat cushions
- ✓ Canopy with canopy storage
- ✓ Storage capacity with integrated Abloy-locks 6 pcs
- ✓ Mug holders
- ✓ Integrated sink
- ✓ Stainless steel grab rails
- ✓ Windshield wiper 2 pcs
- ✓ Hydraulic steering
- ✓ Fixed fuel tank 220 l
- ✓ Rope box in bow
- ✓ Two anchor/rope boxes in aft
- ✓ LED navigation lights
- ✓ 12 V power output 2 pcs
- ✓ Manual bilge pump

- ✓ Separate Abloy -padlock
- ✓ Mooring lines
- ✓ Fenders with tieoff lines
- ✓ Fender holders
- ✓ Anchor with an anchor line
- ✓ Boat hook/paddle
- ✓ Fire extinguisher
- ✓ Detached reserve fuel tank
- ✓ Securmark anti-theft marking
- ✓ Honda pre-rigged

- x Bow cushions
- x Teak set
- x Teak laminate set
- x Trim tabs
- x Table, stand and sun mattress
- x Cockpit cover
- x Mooring cover
- x Bow cover

- x Wallas 800 t cooker/heater *
- x Webasto 2000 heater
- x Waterski pole
- x Twin seat
- x Waeco CDF-18 cooler (portable)
- x Waeco CD-30 -drawer fridge
- x Waeco CR-50 fridge *
- x * Pentry module (Wallas 800/Waeco CR-50)
- x Pressurised water system
- x Twin battery system
- x Audio player + speakers 2 - 4 pcs
- x Deck lights (LED)
- x Compass
- x Bow thruster
- x Power steering
- x Raymarine a98 –navigation pack
- x Raymarine a 128 –navigation pack

Length (cm)	690
Width (cm)	260
Weight (kg)	1250
Deadrise (°)	20
Max. passengers	8
Recommended engine size (hp)	150-300
Rigging length	X
Speed (knots)	225 hp / 2 persons 43 kts
	225 hp / 4 persons 41 kts
	250 hp / 2 persons 47 kts
	250 hp / 4 persons 45 kts

DC MODELS

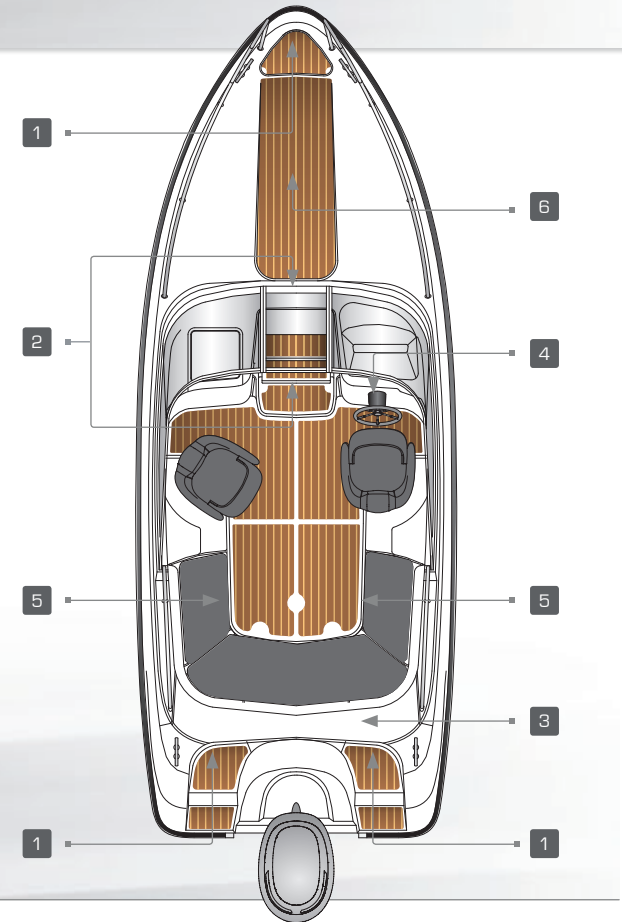


AMT 200 DC

A stylish day cruiser for the quality-conscious and luxury-minded. Excellent seaworthiness and carefully designed details ensure safety and comfort in all situations. The opening windshield and sturdy stairs make it easier to move around on the boat. The largest open space of its class and the comfortable seats offer luxury and comfort on board. The cabin comfortably sleeps two. Honda's powerful and economical four-stroke outboard engine complements this magnificent package.



- 1** Roomy and convenient rope boxes in the bow and aft. Individual storage for the ropes and the anchor provide quick and easy access.
- 2** The opening windshield and sturdy stairs make it easier to move around on the boat. The stairs also double as a sliding door to the cabin.
- 3** The canopy has a spacious storage box for protected and convenient storing.
- 4** A designated mounting spot for the chartplotter in the instrument panel. The plotter can be mounted on the panel or on a separate stand.
- 5** Four dry storage boxes fitted with Abloy locks that all lock with the same key. The doors of the storage boxes are completely detachable, allowing an even easier access to the storage.
- 6** The table can be stowed in the cabin ceiling. The stowed table is secure and frees storage space for other use.



- ✓ Self bailing cockpit
- ✓ Always to shore -structure
- ✓ Comfort seats with seat covers
- ✓ Seat cushions
- ✓ Canopy with canopy storage
- ✓ Sleeping areas 2
- ✓ Storage capacity with integrated Abloy-locks 3 pcs
- ✓ Lockable cabin
- ✓ Portlights
- ✓ Interior light
- ✓ Mug holders
- ✓ Integrated cooler
- ✓ Integrated sink
- ✓ Stainless steel grab rails
- ✓ Windshield wiper
- ✓ Hydraulic steering
- ✓ Fixed fuel tank 140 l
- ✓ Rope box in bow

- ✓ Two anchor/rope boxes in aft
- ✓ LED navigation lights
- ✓ 12 V power output 2 pcs
- ✓ Manual bilge pump
- ✓ Separate Abloy -padlock
- ✓ Mooring lines
- ✓ Fenders with tieoff lines
- ✓ Fender holders
- ✓ Anchor with an anchor line
- ✓ Boat hook/paddle
- ✓ Fire extinguisher
- ✓ Detached reserve fuel tank
- ✓ Securmark anti-theft marking
- ✓ Honda pre-rigged
- x Keel guard
- x Teak set
- x Teak laminate set
- x Grey laminate set

- x Trim tabs
- x Port windshield wiper
- x Table, stand and sun mattress
- x Cockpit cover
- x Mooring cover
- x Chemical toilet
- x Webasto 2000 heater
- x Waterski pole
- x Waeco CDF-18 cooler (portable)
- x Pressurised water system
- x Audio player + speakers 2 pcs
- x Audio player + speakers 4 pcs
- x Deck lights (LED)
- x Raymarine a78 -navigation pack
- x Raymarine a98 -navigation pack

✓ standard X optional

Length (cm)	608
Width (cm)	235
Weight (kg)	950
Deadrise (°)	20
Max. passengers	7
Recommended engine size (hp)	115-150
Rigging length	X
Speed (knots)	115 hp / 2 persons 35 kts
	115 hp / 4 persons 33 kts
	150 hp / 2 persons 40 kts
	150 hp / 4 persons 38 kts



AMT 200 DC

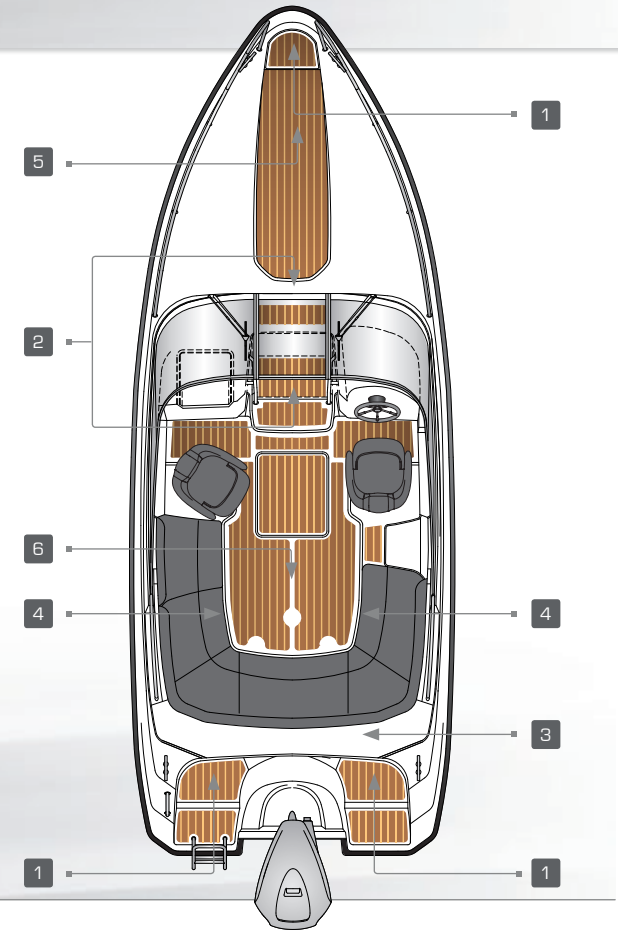




AMT 230 DC

The flagship of our range which everyone can customize according to their needs. Thanks to its versatility, this model is ideal for day cruises and longer outings alike. This 6.9-meter boat is easy to maneuver and offers excellent driving properties and, if needed, also robust performance and sporty speed and agility. The U-shaped sofa in the spacious open area unfolds into an ample sun bed or a spare bed. There is plenty of storage space under the couch. The entire open area can be covered with a canopy, leaving enough height to stand. The space under the bow deck sleeps two grown-ups. The extensive selection of optional equipment offers, for example, a cooler, a drawer model fridge or a traditional fridge. You can add a pantry module, if desired, and you can also choose between a chemical or water toilet.

- 1** Roomy and convenient rope boxes in the bow and aft. Individual storage for the ropes and the anchor provide quick and easy access.
- 2** The opening windshield and sturdy stairs make it easier to move around on the boat. The stairs also double as a sliding door to the cabin.
- 3** The canopy has a spacious storage box for protected and convenient storing.
- 4** Four dry storage boxes fitted with Abloy locks all lock with the same key. The doors of the storage boxes are completely detachable, allowing an even easier access to the storage.
- 5** The table can be stowed in the cabin ceiling. The stowed table is secure and frees storage space for other use.
- 6** The large open area can be modified to accommodate get-togethers with friends, sun bathing and traveling.



Length (cm)	690
Width (cm)	260
Weight (kg)	1350
Deadrise (°)	20
Max. passengers	8
Recommended engine size (hp)	150-300
Rigging length	X
Speed (knots)	225 hp / 2 persons 42 kts
	225 hp / 4 persons 40 kts
	250 hp / 2 persons 46 kts
	250 hp / 4 persons 44 kts



AMT 230 DC

- ✓ Self bailing cockpit
- ✓ Always to shore -structure
- ✓ Grey laminate set
- ✓ Comfort seats with seat covers
- ✓ Seat cushions
- ✓ Canopy with canopy storage
- ✓ Sleeping areas 2
- ✓ Storage capacity with integrated Abloy-locks 3 pcs
- ✓ Lockable cabin
- ✓ Portlights
- ✓ Interior light
- ✓ Mug holders
- ✓ Integrated sink
- ✓ Stainless steel grab rails
- ✓ Windshield wiper 2 pcs
- ✓ Hydraulic steering
- ✓ Fixed fuel tank 220 l

- ✓ Rope box in bow
- ✓ Two anchor/rope boxes in aft
- ✓ LED navigation lights
- ✓ 12 V power output 3 pcs
- ✓ Manual bilge pump
- ✓ Separate Abloy -padlock
- ✓ Mooring lines
- ✓ Fenders with tieoff lines
- ✓ Fender holders
- ✓ Anchor with an anchor line
- ✓ Boat hook/paddle
- ✓ Fire extinguisher
- ✓ Detached reserve fuel tank
- ✓ Securmark anti-theft marking
- ✓ Honda pre-rigged

- x Teak set
- x Teak laminate set
- x Trim tabs
- x Table, stand and sun mattress
- x Cockpit cover
- x Mooring cover
- x Chemical toilet
- x Sea water toilet with septic tank
- x Wallas 800 t -cooker *
- x Wallas 800 t -cooker/heater *
- x Webasto 2000 heater
- x Waterski pole
- x Twin seat
- x Waeco CDF-18 cooler (portable)
- x Waeco CD-30 -drawer fridge
- x Waeco CR-50 fridge *
- x * Pentry module
(Wallas 800 tai/ja Waeco CR-50)

- x Pressurised water system
- x Twin battery system
- x Audio player + speakers 2 pcs
- x Audio player + speakers 4 pcs
- x Deck lights (LED)
- x Compass
- x Bow thruster
- x Power steering
- x Raymarine a98 -navigation pack
- x Raymarine a128 -navigation pack

✓ standard x optional



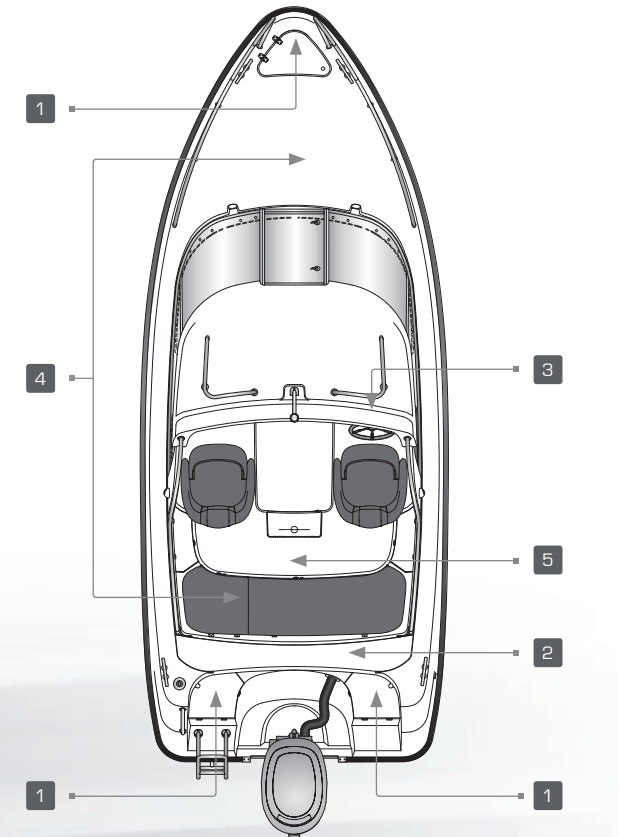


AMT 190 HT

AMT 190 HT is a modern version of the traditional Hardtop boat. The walkthrough layout makes the boat both safe and comfortable. The rigid roof and enclosed bow deck provide protected and ample space for passengers, supplies and for sleeping. The windshield and the roof also offer good protection from the wind while letting the passengers enjoy nice weather in the open aft. The standard canopy can be used to cover the entire open space if needed. Excellent seaworthiness and a quality construction guarantee safety in all conditions.



- 1** Roomy and convenient rope boxes in the bow and aft. Individual storage for the ropes and the anchor provide quick and easy access.
- 2** The canopy has a spacious storage box for protected and convenient storing.
- 3** A designated mounting spot for the chartplotter in the instrument panel. The plotter can be mounted on the panel or on a separate stand.
- 4** Five dry storage boxes fitted with Abloy locks that all lock with the same key. The boat's cushion set is easy to store in the storage spaces and there's still plenty of room for other equipment.
- 5** An electric bilge pump drains the open space automatically. If the boat is left in the rain without a canopy, all rain water is lead to the bilge pump.



- ✓ Always to shore -structure
- ✓ Comfort seats
- ✓ Seat cushions
- ✓ Canopy with canopy storage
- ✓ Carpet set
- ✓ Sleeping areas 2
- ✓ Storage capacity with integrated Abloy-locks 5 pcs
- ✓ Interior light
- ✓ Mug holders
- ✓ Stainless steel grab rails
- ✓ Windshield wiper
- ✓ Integrated defrosting
- ✓ Hydraulic steering
- ✓ Fixed fuel tank 100 l
- ✓ Rope box in bow
- ✓ Two anchor/rope boxes in aft
- ✓ LED navigation lights

- ✓ 12 V power output
- ✓ Electric bilge pump
- ✓ Manual bilge pump
- ✓ Separate Abloy -padlock
- ✓ Mooring lines
- ✓ Fenders with tieoff lines
- ✓ Anchor with an anchor line
- ✓ Boat hook/paddle
- ✓ Fire extinguisher
- ✓ Detached reserve fuel tank
- ✓ Securmark anti-theft marking
- ✓ Honda pre-rigged

- x Keel guard

- x Teak set
- x Trim tabs
- x Port windshield wiper
- x Table and stand
- x Cockpit cover
- x Mooring cover
- x Chemical toilet
- x Wallas 800 t -cooker
- x Wallas 800 t -cooker + lämpöpuhallinkansi
- x Webasto 2000 heater
- x Waterski pole
- x Curtain set
- x Audio player + speakers 2 pcs
- x Raymarine a78 -navigation pack

- ✓ standard X optional

Length (cm)	550
Width (cm)	224
Weight (kg)	730
Deadrise (°)	20
Max. passengers	7
Recommended engine size (hp)	80-115
Rigging length	L
Speed (knots)	80 hp / 2 persons 33 kts
	80 hp / 4 persons 31 kts
	115 hp / 2 persons 38 kts
	115 hp / 4 persons 36 kts

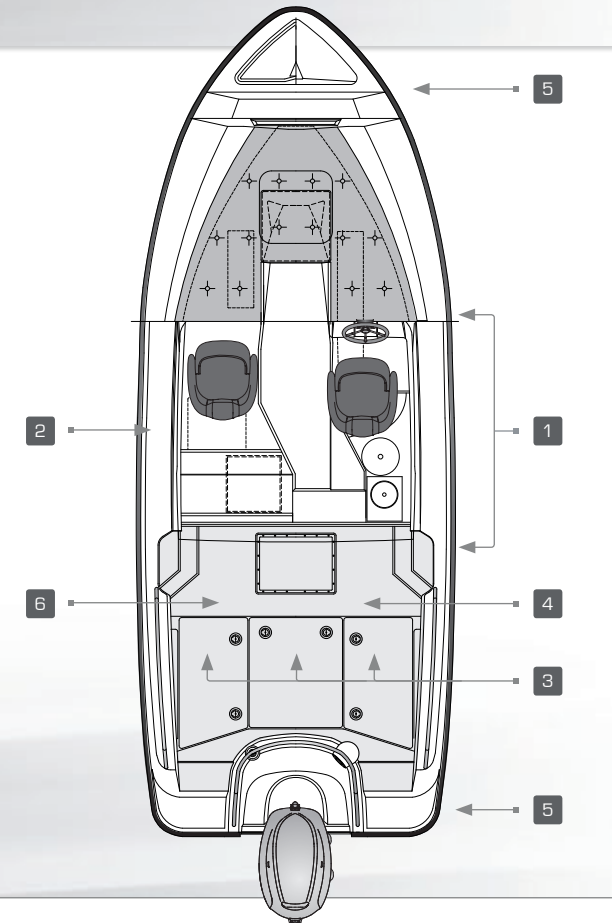


AMT
215 PH
PRO FISHING

AMT 215 PH

A versatile and high-performance seafarer for the demanding boater. This model features a hull with a high bow, a spacious and flat aft deck, ample storage and a sheltered cabin for sleeping. It is suitable for a number of uses from commuting to freight transport, fishing, outings and professional use. The boat can be customized for different purposes, which has been taken into consideration at the design phase: each customer can select the equipment they need. AMT 215 PH is a combination of top-class finish and powerful features, designed to handle even the roughest conditions without the driver needing to consider turning back to the shore if the weather changes or wind picks up.

- 1** A spacious interior where all passengers can sit facing the direction of travel.
- 2** The wide side deck makes moving around in the boat and loading it easier.
- 3** Spacious and easy-to-use storage protects your belongings even in rough conditions.
- 4** The large open area in the aft makes transporting supplies easier and makes fishing a breeze.
- 5** Roomy and convenient rope boxes in the bow and aft. Individual storage for the ropes and the anchor provide easy access.
- 6** The stylish grey deck surface is easy to keep clean and the high-quality roughening makes walking safe.



Length (cm)	640
Width (cm)	240
Weight (kg)	1250
Deadrise (°)	20
Max. passengers	7
Recommended engine size (hp)	90-200
Rigging length	X
Speed (knots)	90 hp / 2 persons 28 kts
	115 hp / 2 persons 32 kts
	150 hp / 2 persons 36 kts

HT MODELS



AMT 215 PH

- ✓ Grey deck surface
- ✓ Self bailing deck
- ✓ Comfort seats
- ✓ Seat cushions
- ✓ Carpet set
- ✓ Sleeping areas 3
- ✓ Lockable cabin
- ✓ Sun roof 1 pcs
- ✓ Interior light
- ✓ Mug holders
- ✓ Integrated cooler
- ✓ Integrated sink
- ✓ Stainless steel grab rails
- ✓ Windshield wiper 2 pcs
- ✓ Integrated defrosting
- ✓ Hydraulic steering
- ✓ Fixed fuel tank 220 l
- ✓ Rope box in bow



- ✓ Two anchor/rope boxes in aft
- ✓ LED navigation lights
- ✓ 12 V power output 3 pcs
- ✓ Manual bilge pump
- ✓ Separate Abloy -padlock
- ✓ Mooring lines
- ✓ Fenders with tieoff lines
- ✓ Anchor with an anchor line
- ✓ Boat hook/paddle
- ✓ Fire extinguisher
- ✓ Detached reserve fuel tank
- ✓ Securmark anti-theft marking
- ✓ Honda pre-rigged

- x Canopy
- x Trim tabs
- x Table and stand

- x Chemical toilet
- x Sea water toilet with septic tank
- x Deck wash pump
- x Wallas 800 t -cooker
- x Wallas 800 t -cooker/heater
- x Webasto 2000 heater
- x Extra seat 40 cm
- x Extra seat 80 cm
- x Curtain set
- x Deck hatch
- x Waeco CS-NC15 cooling unit
- x Bow lights
- x Pressurised water system
- x Twin battery system
- x Audio player + speakers 2 pcs
- x Audio player + speakers 4 pcs
- x Deck lights (LED)
- x Search light

- x Deck lights aft
- x Compass
- x Power steering
- x Dual helm station
- x Raymarine a78 -navigation pack
- x Raymarine a98 -navigation pack
- x Raymarine a128 -navigation pack

✓ standard x optional







230 DC Canopy (standard)



200 DC Canopy (standard)



200 BR Canopy (standard)



190 HT Canopy (standard)



185 BR Canopy (standard)



185 R Canopy (optional)



170 BRs Canopy (optional)



170 R Canopy (optional)



230 DC Cockpit Cover (optional)



AMT

LOCAL DEALER

AMT-VENEET OY

Uurontie 1-2, 81100 Kontiolahti, Finland

Tel. +358 (0)13 7373 211

Fax: +358 (0)13 7373 225

e-mail: info@amtboats.fi

WWW.AMTBOATS.COM

UK DISTRIBUTOR

Honda (UK) - Power Equipment

Cain Road, Bracknell, Berkshire RG12 1HL

Tel. +44 (0)845 200 8000

WWW.HONDA.CO.UK/MARINE